



## Prairie Capital Corvair Association

P.O. Box 454  
Pawnee, Illinois 62558

# The Flat Six

August 2023

### 2023 Officers

President -Tim Mahler	(217) 793-3824	Vice-President Jim Allen	(309) 361-5351
Secretary-vacant	(Call Tim)	Treasurer-Glen Rittenhouse	(309) 472-3882
Membership-Chris Hall	(217) 691-6529	Historian/Inventory - vacant	
FlatSix Editor Tim Mahler	(217) 793-3824	Email	PrairieCapital@corvair.org

### Board of Directors

Mike Hall (2023)	(217) 494-7105	Chris Hall (2024)	(217) 691-6529
Jim Collier (2023)	(217) 972-2285	Brian Nicholson (2023)	(217) 891-0808

## From the Prez

My thanks to Jim Allen and Glen Rittenhouse for handling the July meeting in my absence. I was off running marathons again, my last “running ragged” series for the year.

The August meeting was canceled at the meeting – NO AUGUST PCCA MEETING. The fair ground rules for the Corvair exhibit was becoming too restrictive. Meeting at the Museum was an option, but after consulting with the PCCA Board, we decided to just meet again in September.

September is the 73<sup>rd</sup> Annual SOS Vehicle show - with 6 classes for Corvairs plus a display only option. Excellent show that still only charges a \$10 entry fee. BUT, you must pre-register this year. The construction around the capital complex is limiting the parking options. I’ve sent my registration in already, and sent an email to everyone with the brochure attached. Mike Hall is the Chief Judge. It should be another great show. PCCA will meet at 1:00pm near the Corvairs.



2022 Illinois State Fair, outside the RT66 association exhibit.

What else? October and November PCCA will return to the National Corvair Museum for our monthly meetings. Anybody want to give a program? Know someone who could give a presentation (preferably automotive related)? Let me know.

It’s summertime. Get your Corvair out – attend a show, a cruise-in or just go for a test drive. Our Corvairs like to be driven - leisurely or, in some cases, hard - as on the race track.

Tim

# Calendar of Events - 2023

PCCA Home Page may be found at <http://www.corvair.org/chapters/chapter627>



**Directions to the CPF Corvair Museum near Glenarm Illinois.** Take exit 88 from I-55, from either direction, head west – turn right if you are traveling south on I-55, left if traveling north. Follow the road as it curves to the left, south. Go straight at the stop light (turning right takes you to Chatham). The Museum is 1.3 miles from the stop light on the right hand side – just past the Double J campgrounds.

August 12, 2023 **PCCA Meeting CANCELLED.**  
**Next PCCA Meeting at the SOS Show in September**

August 14, 2023 **The State Fair Exhibit has been CANCELLED because of fair rules making it difficult to get our vehicles into the fairgrounds for the exhibit.**

September 9, 2023 **SOS Auto Show, downtown Springfield 8:00am to 3:30pm**  
**PCCA Meeting 1:00pm. At the show, near the Corvairs.**  
**MUST PRE-REGISTER.** Construction around capital complex has limited exhibit space for the car show. Capital is still open for tours.

To Park together, Meet up is at the Walmart on South 6th street (I-55 exit 92, 6th street )  
Entry form at [https://www.cyberdriveillinois.com/publications/pdf\\_publications/iga13.pdf](https://www.cyberdriveillinois.com/publications/pdf_publications/iga13.pdf)

Sept 29,30, Oct 1 Great Plains Corvair Roundup. Guthrie Oklahoma (just North of Oklahoma City)  
Car display, Corvair Concours, swap meet, other activities

October 14, 2023 **PCCA Meeting 2:00-4:00 pm.**  
**LOCATION: the CPF Museum in Glenarm**

November 11, 2023 **PCCA Meeting 2:00-4:00 pm.**  
**LOCATION: the CPF Museum in Glenarm**



December 9, 2023 **PCCA Christmas get together, luncheon 1-4PM.**

**Witt's End** 1800 Lincoln Trail Road, Taylorville, Illinois. 217-713-2310. The reservation is for a private room. Let Bill and Shelby Berta know by December 1 if you are attending as the restaurant will have to know if additional staff will be needed. More info on how to find the restaurant will be added closer to the date.



For more Corvair Events Check the calendar on the CORSA Web site: [www.corvair.org](http://www.corvair.org)

Charles Lee (via Eva McGuire) posted this photo and caption to the CPF FB site. Which prompted the editor's search for Corvair toys to use in the newsletter.

LEE: My off-white, aka Capri Cream, 1967 Corvair promotional models...  
The only color and style offered for the last year of Corvair promos, although Chevy produced Corvairs until 1969, but no promo models



# PCCA July meeting

Well, the editor doesn't have much to say because he was in Ohio that day running a marathon. He did stay in Auburn Indiana – where the ACD museum exists. The old dealership is worth the visit, the Auburns, Cords and Duesenbergs are the icing on the cake. Beautiful.

The photos as all taken by our resident PCCA Photographer - Shelby Berta. I noticed she is taking some different angles on some of her photos. Creative. Thanks Shelby. I always appreciate her photos, even if not all of them make the newsletter.



Jim Allen and Glen Rittenhouse leading the meeting



Mike Hall's Tow Truck Rampside



Under this old racing helmet, I think is the Donna Mae Mimms autocross trophy



Yes the National Corvair Museum has a Corvair bicycle.

It may be hard to see in the photo, but that banner features Corvair Forward Control Trucks. Mike Hall was involved with that show as well as many others in Central Illinois



# Mahomet Auto Fest

Glen Rittenhouse sent me this text on a Car show he attended. Glen showed the Rampside at the Peoria Invitational show in April. If you haven't seen it yet, be warned, it's a beauty.

On Sunday, July 9th, I went to The Mahomet Auto Fest in downtown Mahomet (lots of relatives live there). Nice day....huge attendance. I'm guessing 250 + cars/trucks. I drove the '63 Rampside. Entered in the "truck" class. There was some 40+ trucks there.....some easily \$100k or more in restoration costs.....really nice. This is a nice show. Larry Jahn has been to this as well. Anyway, as I always do, I left the show early to avoid the mass exodus. As I was on my way home I got a text from my sister-in-law asking where I was. My name was called as the winner of the "truck" class. That was a shock, as well as a pleasant surprise since Corvairs never do well in an "all car" show. But in this case, the peoples choice for trucks was our "little truck that could". I'm surprised that many people even saw the Rampside since it was located way off the main drag.....just 2 rows from the cemetery. So, maybe "location - location - location" doesn't mean that much after all.



Glen Rittenhouse's Rampside at the Peoria show. Photo taken By Shelby Berta.

## Happy 73<sup>rd</sup> SOS Vehicle Show

In 2023, we will commemorate Pontiac vehicles, and honor Pontiac GTO as the show's special Illinois State Champion Award. The Pontiac GTO is featured on this year's special event license plates, which you can display on your vehicle from mid-July through the date of the show and keep as a memento for years to come.

Plus: Antique Tractor Class: An antique tractor class will again be showcased. All tractor enthusiasts are encouraged to participate at no cost. First-, second- and third-place trophies will be awarded.

Free Swap Meet: Swap meet offers free 20' x 20' space on Capitol Avenue. For more information, contact [intergovernmentalaffairs@ilsos.gov](mailto:intergovernmentalaffairs@ilsos.gov) or call 312-793-8876

Corvair Classes – SIX.

- CR-1 Class: Corvairs (open) (tops up for judging) .....1960–1964
- CR-2 Class: Corvairs (closed, includes station wagons) .....1960–1964
- CR-3 Class: Corvairs (open) (tops up for judging) .....1965–1969
- CR-4 Class: Corvairs (closed) .....1965–1969
- CR-5 Class: Corvairs (racing and/or modified) .....1960–1969
- CR-6 Class: Corvairs Rampside and Greenbriar .....all years



*Editor:* The editor got an idea to show some of the Corvair models that were made back in the day. Don Waggoner usually has a nice display for sell at the In-door vending area. So, I went to the Corvanatics site thinking I would find a few there.....WHOOOPS....Corvanatics have documented a lot of FC toys. So, I amended my ways, and only presenting a few here – with a suggestion that you go visit the Corvanatics site to see all the other wonderful FC toys that may be available to add to your collection.

<https://www.corvair.org/chapters/corvanatics/Toys.php>

A preamble from the Corvanatics page. *Thanks to Don Wagner, Jon Peters, Joe Darinsig, Dave Newell, and Gary Swiatowy for images, descriptions and information about different toys. Jon Peters has an web store: Jon's Toy Shop, so please pay a visit*

## Toys by Structo

Structo were USA manufactured with pressed steel with plastic windshield and bed liner. They roll on rubber tires with white walls and metal hubcaps. The ramp of rampsides can be lowered. Two versions were produced, the early model (1961-2) had the cab roof support pillars angled toward the rear and came with cab mounted horn, mirrors and movable wipers; the cab roof was possibly adopted from another toy. The later version (1963-9) had a cab design that more accurately reflected an actual Corvair-95; the final production model added mag wheels. A camper was offered with a plastic RV camper mounted in the bed with a camper door that could be opened. Fisherman toys featured either the rampside or camper towing a trailer and boat. Structo also produced a yellow Corvan school bus in 1962 and 63 that included horn, mirrors and windshield wipers (in package that comes with the original toy), and in 1966 a "Riding Academy" toy with a rampside pulling a horse trailer with two horses. Original selling prices were \$1.88 for Rampside, \$2.48 for School Bus or Camper, and \$2.88 or \$3.48 for the fisherman.

Dimensions:

10.51 (21.51 for fisherman) x 5w x 5h (6.5h for camper) inches.



At left is an early Structo. Note the forward leaning cab

## Tin toys by Tatsuya

These are examples of friction toys. The movement of friction toys is driven by an inertia or friction wheel that can be wound by rolling the rear wheels backwards against a surface. KTS is the trademark of the Tatsuya manufacturer in Japan and imported by Franconia Products Inc (NY). The toys have a clear plastic windshield and lithographed exterior, interior and bed. The body is made from pressed steel, and the tires are rubber with metal hubcaps. They differed widely in the lithography of door handles, headlights, license plates, and other features; and some were made as custom toys for certain businesses. It appears that some of the van toys were produced with "1961" printed on the license plate, although the plates of most showed "1069". The Rampside toys were produced with ramps inaccurately drawn on both sides. There were no opening doors or ramp. Dimensions: 8 x 3.25 x 3.25 inches.

Green 8-door Greenbrier. Windows around, although "Corvair 95" emblem would indicate it's a Corvan (possibly confusion on the part of the manufacturer). There were two versions of this toy; this one had 1069 on the license plates and another other had 1961.



The Bell System Telephone Company van is well known.



PAA Airline van - style 2, Red Corvan, and ambulance van.

These two toys have actual windows and rear doors that opened. The ambulance van is particularly rare







Article by Mike Dawson. It is Preventive maintenance series number 178. I seem to always learn something when I start reading Mike's articles. His explanations are so clear. I've cleared an airway or two with a wire, per tech guide, but this puts it all into one nice bundle. Thanks Mike.

## The Preventive Maintenance Series


Mike Dawson

### Carburetor Venturi Cluster Checks, Rochester 1 Barrel


It does not matter if they are 60 year old originals or potential reconditioned carburetors, the venturi clusters must be carefully cleaned, inspected and matched in order to maximize performance and mileage. This requires miniature drill bits for both cleaning and checking. They are available as sets, both in standard American and in Metric (under \$10), and I recommend you get both for a larger variety. You also need American numbered bits (set 1-60) for air bleeds. These can also be used for drilling out metering jets. Use a micrometer to verify the shanks of the miniature bits for sizing and the flutes for cleaning. Mark them with tape as in the picture.



The left picture shows a plugged up idle pickup tube. On the right you can see the size of the tube being checked with the shank of a miniature bit. The tubes range from .024-.029 for late models and 0.24-.032 for early models. Matching from side to side is essential for a good idle.




Checking Idle Air Bleed



Checking Main Well Air Bleed

There are different sizes for different years and engines which you can look up, but the main thing is that they match from side to side.



Checking Siphon Breaker; it is a brass insert and should measure approximately 0.056.



Totally plugged discharge nozzles being cleaned with a #56 drill bit.

Be sure and straightedge the gasket surface and remember that the main well aluminum insert must be installed with the holes 90 degrees opposite the holes in the main well pickup tube.

The 1960 and 1961 models had some extra bleed holes and odd sizes which are listed (along with all of the above suggested specs) in Bob Helt's book on carburetors, available from Clark's.

You can also check PMS 35 & 36 on our website for additional venturi information.

*Editor. That's Preventive Maintenance Series #35 and #36 on Heart of America's Corvair Owners Association web site. Look under technical articles, then PMS.*



Prairie Capital Corvair Association (PCCA) Membership Form

January 1, 2023 thru December 31, 2023

Type of Membership Individual \_\_\_ \$17
Family \_\_\_ \$20 (2 adults at one address plus children under 18)
\_\_\_ Apply a \$5 discount for receiving the electronic version of the newsletter and other correspondence.
If joining after July 31, dues are: Individual \$8.50, Family \$10.00. If applicable, the discount is \$2.50.

Name \_\_\_\_\_ Spouse/ 2nd Adult \_\_\_\_\_

Street Address \_\_\_\_\_
City, ST ZIP \_\_\_\_\_

Home Phone \_\_\_\_\_ CORSA Membership ID \_\_\_\_\_
Cell Phone(s) \_\_\_\_\_ Spouse/ 2nd Adult \_\_\_\_\_

e-Mail Address(es) \_\_\_\_\_ Spouse/ 2nd Adult \_\_\_\_\_

Cars, Corvair and other \_\_\_\_\_

Other interests \_\_\_\_\_
PCCA strongly encourages membership in CORSA. Do you want/need information about CORSA? Y/ N

Return the completed form and dues to: Glen Rittenhouse, PCCA Treasurer
1804 Columbus Dr, Pekin IL 61554

Please make checks payable to Prairie Capital Corvair Association or PCCA

Glen Rittenhouse follows "bringatrailer.com" results and has reported these over the past 2 months.

- May 31, 2023 1964 Monza Spyder Convertible, Maroon, black top \$15,500
June 1, 2023 1965 Corsa Convertible, red. 63k shown on odometer \$12,000
July 24, 2023 1965 Corsa Fitch Sprint. 140hp, 4speed light blue with black top, stripes. \$27,500
July 24, 2023 1966 Corvair Corsa Convertible, blue with white top, blue interior4sp. \$33,000




The 1965 Fitch Sprint



The 1966 Corsa Convertible

# The Flat Six



# Prairie Capital Corvair Association



Prairie Capital  
Corvair Association  
P.O. Box 454  
Pawnee, IL 62558