



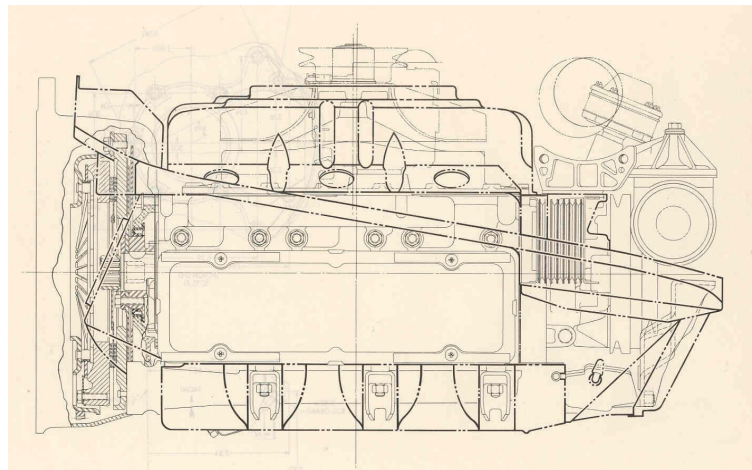
President's Corner - Don Wagner

As you are reading this, the club has already done the trip over to Arrow Rock State Park, the Lyceum theatre, and Westport Flea Market Bar & Grill. OK, we start August with a road trip to Weston Winery to Tour & Show our cars. We will meet in Platte City at Burger King at 10:00 AM and will motor on to Weston with Jack Hill leading the way on out to the Riverwood Winery on August.2. Mike Sloan will be having a social at his home Sunday August 10th and there should be information in the newsletter for info and directions. The next club meeting will be on August 12, with Kevin's daughter Gwen Koch giving a program on her climbing of Kilimanjaro mountain in East Africa (don't miss this one). September events that we have lined up to do are Saturday September 6th car display at Zona Rosa and Sept. 12-14 Great Plains Corvair Roundup in Oklahoma City, OK. The last thing may be the HACO participation in the Overland Park Parade. (Please call Jack Hill to help out on this (816-452-0619).

If you are going to the Oklahoma City Great Plains Roundup on September 12-13 you may want to call Oklahoma Travel for a free Brochure, guide to OK, map, and etc. All you need to do is call 1-800-652-6552 and give them your address. You will want to look at this even if you are not going. After the banquet we are driving a short distance up the highway to route 66 to visit Pop's http www.pops66.com. It is a really neat store with over 500 Varieties of soda pop for sale.

Inside this issue:

President's Corner	1
Preventative Maintenance	2
New Shoes	3
Sloan Social	4
Zona Rosa Car Display with Hill Crest Ministries	5
Calendar of events New/returning members	6
Adds	7



THE PREVENTATIVE MAINTENANCE SERIES

by Mike Dawson

Engine Assembly Tips – In No Particular Order

When chasing threads, remember that head studs, non-turbo intake studs and exhaust clamp studs have a special thread.

1. Clean all oil holes in crankcase and crankshaft; remove Allen plugs in the end of the lifter bore.
2. Use spacers if boring cylinders .030 or greater; calculate thickness needed, and use sealer.
3. Check oil pressure regulator operation and install a new set of pump gears and spring. Clean, sand and epoxy seal the oil pump dummy shaft where it exits the aluminum casting.
4. Heat shrink a new cam gear; do not press the cold gear on the cam – better yet, get a “fail safe” gear.
5. Use blue Loctite on crankcase nuts and rod nuts, be sure piston arrows (or divots) point to front of car.
6. Offset ring gap on top half of piston; most ring instructions are not for flat engines.
7. Check TDC on #1 against keyways in cam and crank for double check of cam timing.
8. Torque heads before installing top cover in case you need an insert installed for a stud in an open hole.
9. You **must** use antisieze when installing crankcase studs; also remember they are special threads. Make sure that no head studs protrude into the crankcase where the holes are open.
10. Remember to install air deflectors under cylinders before installing pushrod tubes.
11. The short flange of the pushrod tube fits into the crankcase.
12. Oil hole in side of push rod installs to the rocker arm end; the U on the pushrod tube retainer faces out.
13. The flywheel end main bearing is different than the other two similar center bearings. Check numbers.
14. Flex plate is installed with the concave side towards engine; the opposite can damage the transmission.
15. Polish crankshaft and pulley/balancer hub where main seals run.
16. Use Copper coat or RTV on paper gaskets other than the oil pan.
17. Use RTV on paper gasket with 10 ft.lbs. on a “straightened ”oil pan. No sealer on rubber valve cover gaskets; tighten until the spring reinforcement bends in and just touches the valve cover. Use new Grade 8 bolts.
18. Secure top cover with Grade 8 bolts ¼” longer than original and use blue Loctite, flat and lock washer, torque to 15 ft.lbs.
19. Double check your valve adjustment by looking for the same number of threads showing beyond the nut for each stud on the same side.
20. Clean flashing from heads for proper cooling and straighten fins; use a keyhole saw and long 1/8 bit.
21. Chamfer the inside edge of bored cylinders to accept rings. (The original chamfer was lost)
22. Most important, always have the valve seats professionally “staked” or “peened”. Avoid used late model cast pistons since they have a history of cracking at the oil ring groove.

There could be lots more, but this is a page full of things to keep in mind when you invest money and your most valuable time.

New Shoes Again

by Bob Vukas

As I write this we have yet to receive our economic stimulus check but I am doing my best to keep Topeka, Kansas, the US and World Economies buoyant. Last year I purchased 9 tires for two cars. I just repeated that plan with 5 new ones for the Impala and 4 each for my Camry wagon and my mother-in-law's Crown Victoria. Lucky 13 is the theme for 2008. The Goodyear Assurance Tripletred tires make me feel like Steve Martin with "happy feet". In lieu of Coker or Diamondback, the Impala has Hankook tires, like the Corvair (H714), this time H725, Mileage Plus II. The \$584 cost savings will be used for some other parts of the restoration. We do not complain about flat tires, blow outs on the road or how little wear we got out of our last set of tires any more. Traction, ride, handling, breaking and safety are so much better with today's tires. Jacks, jack stands, tire irons, lug nuts, flares and mats for tire changing may become obsolete. Last, but not least, does anyone ever really use a temporary spare, much less check the tire pressure?

A Bear for Wear

Gillette (the shaving, razors, Duracell and Papermate people) used to make tires. Gillette Golden Bear tires, white walls, are now on the 1990 Crown Victoria. I must admit, I had never heard of these tires but Kansas Tire and Auto had the right size and price. "*A Bear for Wear*" was their motto back in the twenties. Bridgestone Firestone manufactures them and when I have driven the car on my monthly blow the cobwebs out cruise on the highway, I have been very pleased with the ride and handling. When I last took the car for an oil change the young attendant asked me if there was anything wrong with the odometer on the car. The odometer on the car works fine, the principal driver of the car does not go very far. Some day, when she is ready to give up driving, someone will receive a low mileage (currently 67,000), well maintained cruiser. I am the pit crew, caretaker and detailer for the car. Bowtie Guy keeps this Ford light bulb burning bright.

Miles Per Gallon, Miles Per Dollar, Dollar\$ Per Mile and No Service

Sticker shock was what you used to experience in buying a new car. Price paranoia is what you experience now every time you fill up. Will the higher prices lead us to drive less or drive more efficiently? Will large trucks, vans and SUV's go the way of the dinosaurs? Will the higher prices lead us to more oil discoveries or alternative energy sources? Is there a new Stanley Steamer or a water powered car in our future? Will maps, water, matches and air become free again? Will cases of soda pop be stacked in the driveways of service stations? Will the competition become so fierce that give away promotional items make a comeback? Will someone offer to check your fluid levels, tires, and clean your windshield as good service practices? Will there be an ice machine, with block ice, soda pop, a tire ash tray and chairs to sit down in the stations? Will there be great food at the truck stops? Will Gomer, Goober and Wally greet you as you drive in? Will the restrooms be clean and will the station, including the drive be clean? Will people be friendly and happy to see you and say thank you for your business? Will you buy a lighter color car for better gas mileage? Did you realize that gasoline, adjusted for inflation was \$3.11 per gallon in 1922? Will you add insulation to make your HVAC system work more efficiently to save fuel?

August Corvair Social at Michael Sloan's Home

When: Sunday August 10th, 12pm social, 1pm Lunch


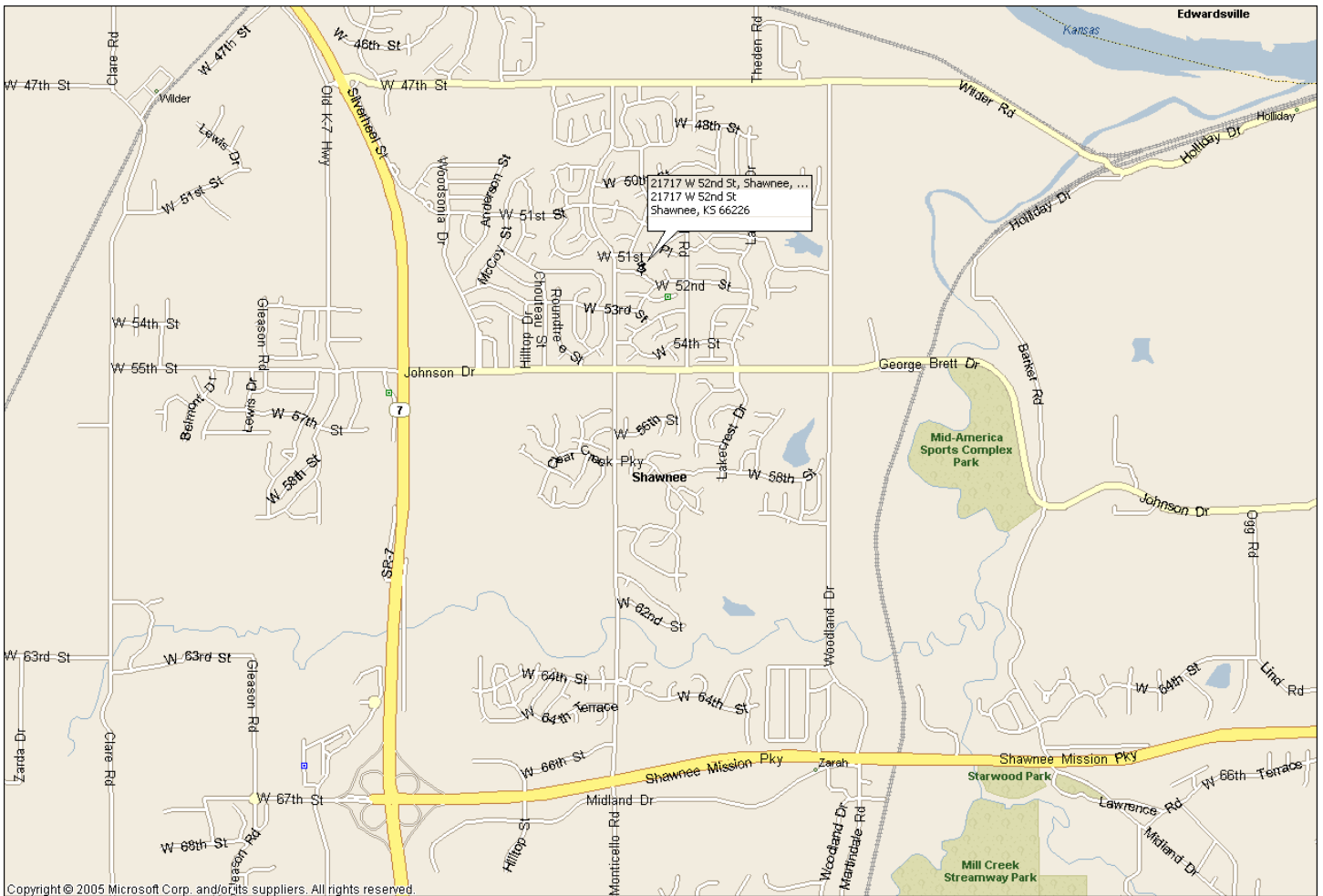
Where: Michaels home, 21717 W 52nd St, Shawnee, KS

We will grill up burgers and provide lemonade, tea or sodas for everyone and request that you bring a side dish or dessert (chocolate is always good!).

Our neighbors want to see all the unique cars! Drive your Corvair! We will be raffling off one of Michael's In-the-wall Niche Shelves with a retail value of over \$100. But you can only enter the drawing if you drive your Corvair.

There is plenty of parking in the cul-de-sac itself (people park in it all the time) as well as on the street.

Directions: Take I-70 to K-7 Hwy. Left (south) on K-7 to Johnson Dr. Right (East) on Johnson Dr to Monticello Rd. Left (North) on Monticello to 52nd St. As soon as you turn onto 52nd St there is a small cul-de-sac on the right. We are the grey house. My 65' Corvair will be in the driveway.



Listed below are selected events that may be of interest to HACO A members. A complete list of upcoming area events can be found at the following website:

<http://clubs.hemmings.com/frameset.cfm?club=acckc>

September

6th: Zona Rosa Car Display/Hillcrest Ministries

12-14: Corvair Roundup in Oklahoma

27: HACO A participation in the Overland Park Parade

December

12: HACO A Annual Christmas Party at the home of Kevin & Ada Koch

Selected Cruise Nights (See: <http://clubs.hemmings.com/frameset.cfm?club=acckc> for a complete list.

3rd Friday: Pleasant Hill 6:00

1st Saturday: Blue Springs (west of 7 and Main) 5:00

Harrisonville Family Center 6:00

Lee's Summit Paddy O'Quigley's (150 & 291) 1:00

2nd Saturday: Bass Pro Independence (I-70 & 291) 5:00

Overland Park Winstead's (103rd & Metcalf) 6:00

3rd Saturday: Johnny Ray's Drive In (Lee's Summit) 5:00

4th Saturday: Belton Main Street 5:00

Welcome to some new and renewing members:


Tim & Kim Macko from Lee's Summit, MO

Richard Ebbesen from Warrensburg, MO

William & Donna Klein from Leawood, KS

Bud & Jo Edenfield from Lake Winnebago, MO

We all welcome you to our little group and look forward to getting to know you and share in our unique hobby. Please feel free to contact any of the members for information or help.



Tool Crib

Tool	Deposit	Rental Fee
Puller for Harmonic Balancer	\$3.00	\$1.00
Ramps, Auto	\$4.00	\$1.00
Torque Wrenches:		
1. 1/2" drive 20-150 lbs.	\$15.00	\$2.00
2. 3/8: drive 100-1000 lbs.	\$15.00	\$2.00
Floor Jack & Stands	\$25.00	\$3.50
Ring Grove Cleaner	\$3.00	\$1.00
Dwell-Tach Meter	\$5.00	\$1.00
Greaser: blower bearing & Idler Ply	\$5.00	\$1.00
Hubs, Rear Towing for LM powerglide	\$10.00	\$1.00

Contact: Ken Ragan

Ragan Enterprises

212 Warner Rd

Bonner Springs, KS 66012

913-422-5778

E-mail: kenrragan@sbcglobal.net

CORVAIR PARTS!

Since 1974 Corvair Underground has been selling parts and services to the Corvair community!

We offer new, used, rebuilt, NOS and reproduced parts as well as toy cars and collectibles.

Corvair Underground sells to every state in the Union plus all over Canada and the rest of the world. We accept all major credit cards and you can call, fax, mail or e mail your order.

Our giant 300 page mail order catalog, The Corvair Book, is just \$6.00 postpaid (USA). You can also get a subscription to our newsletter, The Corvair News, free. All we need is your name and address. Also, don't forget our online website www.corvairunderground.com. There you'll find our newsletter online, our Corvair performance and custom site and a whole lot more!

Find out why so many of your fellow Corvair owners save time, effort and especially money at

CORVAIR UNDERGROUND Inc. PO Box 339 Dundee, OR 97115

503-434-1648 800-825-8247 Fax 503-434-1626

Your Corvair Parts Supplier for the 21st Century!



2007 - 2012 Clark Catalog

This will be **THE Catalog** until 2013

Includes All our **NEW** parts, **KITS**, improvements and updates.

Over 6
solid months
in the making!

Includes
updates
on **80%** of
the pages!

Over
670 pages
1900 photos
1100 sketches

Over
500 exploded diagrams
14,000 parts listed
11,000 index entries

M - O - R - E
Clark Multi Kit choices,

How to Get One!

Rush order - **JUST the catalog** - Order over the internet or by any of our regular methods.
\$6.00 USA, \$8.00 Canada, FOREIGN contact us
WITH a Parts Order: order CAT-O \$4.00 3 Lbs.

CLARK'S CORVAIR PARTS,® INC.

400 Mohawk Trail Box C, Shelburne Falls, MA 01370 • 413-625-9776
www.corvair.com • e-mail: clarks@corvair.com



Rebuilt Corvair Starters With New Solenoids \$85.00:

One year warranty, excluding broken noses due to bad ring gears. Mike Dawson 816 322-4057. Installation available.

For Sale:

- ◆ Headlight warning buzzers, \$10 - no charge for installation.
- ◆ Rebuilt Corvair starters including solenoid, one year warranty, \$85.00 exchange. (Installation available).
- ◆ Corvair alternators, rebuilt and converted to 63 amp internally regulated. One year warranty, \$70.00 exchange. (Installation available) Replace that generator!

Mike Dawson 816 322-4057

Heart Of America Corvair Owners Association

HACOA

16001 Oakland Ave.
Belton, MO 64012

Editor, Dominique Allen
Phone: 816-668-3847
E-mail: corvair@home-town.biz

Oldest Incorporated Continually Active Marquee Corvair Club

2007 Officers & Directors

Don Wagner-Pres. 816-324-4870

Scott Allison-VP 816-847-8677

Elaine Richardson-Secretary 816-444-6954

Dominique Allen-Treasure 816-668-3847

Directors

Gary Moore 816-296-7819

Karl Cozad 816-741-2696

Jack Richardson 816-444-6954

Travis Bolton-Ex-Officio 816-792-2682



VairCor is the official publication of the Heart of America Corvair Owners Association, the oldest incorporated continuously active marquee Corvair club and Chapter 640 of the Corvair Society of America. The membership fee in HACOA is \$15.00 annually, payable January 1. CORSA membership is required. HACOA monthly meetings are held the second Tuesday of each month at 7:30 pm., 7:00 pm Social at Chappell's. 323 Armour Rd North Kansas City, MO 64116

August Calendar

- | | |
|----------------------|---|
| August 2nd | HACOA Winery Tour & Show |
| August 10th | HACOA Social sponsored by Mike Sloan |
| August 12th | Meeting at Chappell's
6:45 Board 7:00 Social 7:30 Very Little Business Just Fun - Come join in |
| August 22-24 | Ozark Empire Swap Meet at Springfield |
| August 29-31 | Good Guys Mid-Western Nationals at the Kansas Speedway |
| September 6th | Zona Rosa Car Display with Hill Crest Ministries 5:30pm to 9pm. |
| September 9th | Meeting at Chappell's
6:45 Board 7:00 Social 7:30 Very Little Business Just Fun - Come join in |
-