

# The Flat Six Journal

Mid Continent Corvair Association Newsletter

June 2010

## Lake Afton Show, MCCA Meeting This Sunday, 5-13

The time is now for the 2010 Lake Afton Car Show. This Sunday, June 13th at Lake Afton. The Corvairs are the featured car and show up on the ads, posters, and T-shirts. Daryl Standifer created the ad design from photos submitted by MCCA members.

Let's try to get as many Corvairs as possible out to Lake Afton Park for the event, it can be a part of the continuing celebration of the 50th Anniversary of the first Corvairs. It will be an excellent opportunity to promote the Corvair and maybe even expand our membership. See the maps on page 2 for the location. The Corvairs will be set up pretty much in the middle of the Show grounds, just South of the Vendors and concession area. Someone should be on site by 8:30, we will gather for our meeting at 11 am.



May Meeting  
EM 4 LM 3



June Meeting  
Sunday, June 13th 11 am  
Lake Afton Car Show  
MacArthur Road at 247th Street West

Wichita Area Council of Car Clubs  
*Presents the 38th Annual*

## LAKE AFTON ALL WHEELS CAR SHOW

Sunday, 11A.M.-4P.M.

June 13, 2010

“The Largest *FREE*  
Open Car Show in the World”

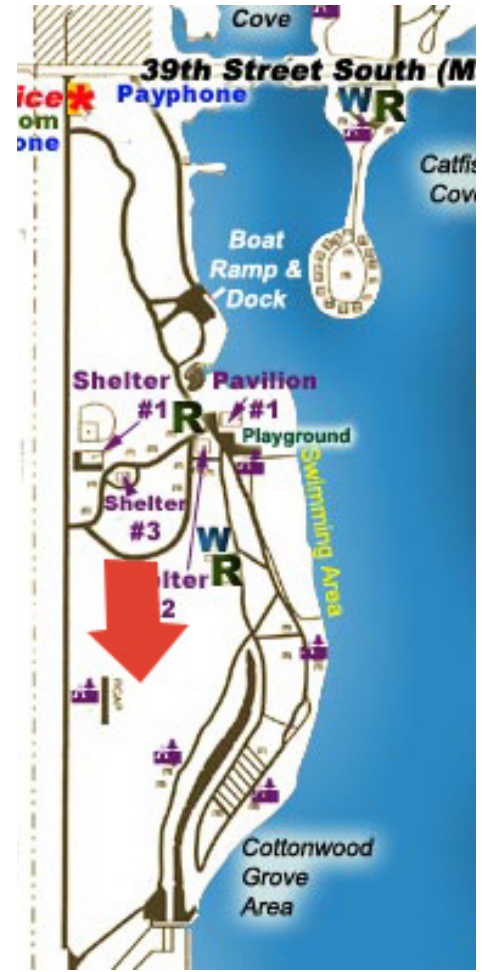
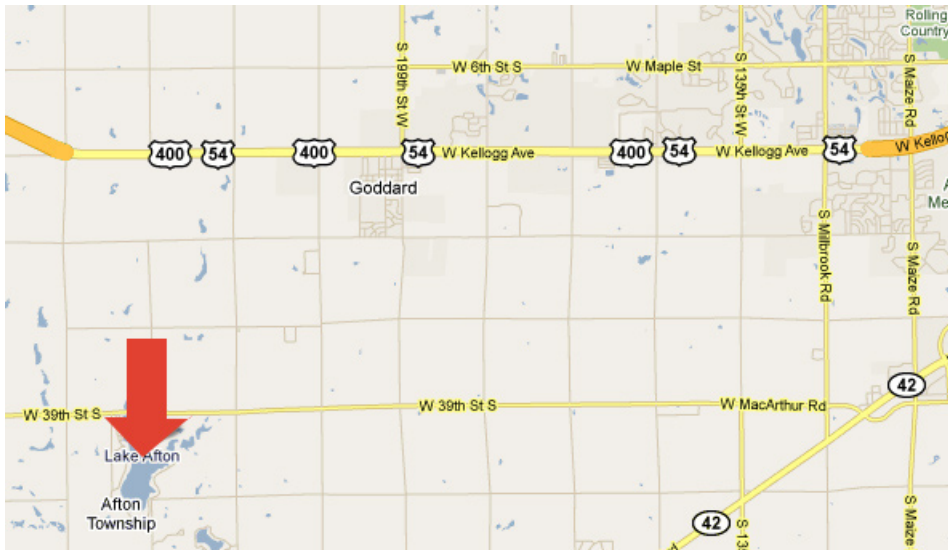
Vendors & Food Concessions Available

*This year featuring*



Mid Continent Corvair Association  
*Celebrating the 50th Anniversary of the Corvair launch*

RAIN DATE:  
JUNE 20



**Afton Maps, red arrows indicate show location**  
 MacArthur Road at 247th Street West

### MCCA Officers

Greg Renfro  
*President*

Bob Bright  
*Vice-President*  
 316-619-5800 cell

Julie Strecker  
*Secretary*  
 13802 W. Texas Ct.  
 Wichita, KS 67235  
 juliestrk@cox.net  
 316-619-6213 Cell

Ned Madsen  
*Treasurer*

Terry Kalp  
*Newsletter Editor*

Web Site  
<http://www.Corvair.org/chapters/chapter672/index.html>

**FOR SALE:** 65 Corsa 140, Rebuilt engine, new brakes, very little rust, needs paint but VERY solid vehicle. 3700 OBO Ryan @ 785-506-2146 or daretocorvair@gmail.com

**WANTED:** MCCA dues are due in January. If you haven't paid for 2010 Send \$12 to Ned Madsen, 1212 Patrick Henry, Derby, Kansas 67037




**No Dues  
 You Lose**



**REAR-ENGINE SPECIALISTS**

**Steve Goodman**      16010 W. 5th Ave., Unit 12  
 Golden CO 80401  
 (303) 278-4889  
 Fax (303) 936-7420  
 e-mail: rearengine.steve@worldnet.att.net  
 internet: <http://rearenginespecialists.com>


**CUSTOM Engines By**



**(316) 264-5155**

**CHET WILSON ENGINE SERVICE**

email: [offykilr@aol.com](mailto:offykilr@aol.com)  
[www.chet-wilson.com](http://www.chet-wilson.com)



**Jerry**

**Wilson**

**559 W. Douglas  
 Wichita, KS 67213**

## May Meeting

Jerry Nelson joined the club and Bob Bright drove his Corvair to the meeting for the first time. EM's prevailed in the parking lot despite Ned driving two LMs to the meeting and Lloyd bringing one in on a trailer.

Details for the Juna Tuna and the Lake Afton car show were finalized.



A parking lot full of Corvairs (mostly EM) before the May MCCA meeting at the DRC. Lloyd even bought one in on a trailer.

## *A fun day at Kalp Shop, Juna Tuna 2010*

Strippers, Speedos, Steaks and The Twins . . . Oh my! It was another great Corvair day at the MCCA Juna Tuna. Scott Allison and Gary Moore came down from the Kansas City area while Chris Teer made it up from OKC with his friend Bob Welch. Keith Leslie of Topeka surprised everyone by driving up in his Dark Blue LM convertible (much improved since he trailered it to a Tuna several years ago). These out of town members and guests were joined by about 25 local members to fill the Kalp Shop.

Weatherman had predicted a high near 100, but a nice breeze flowed thru the shop and we didn't even have to break out a fan. MCCA member Larry Lee was celebrating his 71st birthday he brought along the evidence of having visited a stripper the day before as well as Ice Cream Birthday cake for everyone. Jerry Nelson was the first project of the day replacing the O rings in his LM coupe . . . once the shrouds were removed, we discovered a couple of rusted exhaust tubes that needed replacement and that took the project to an early afternoon completion.

AeroNed balanced several sets of carbs, including those on his wife's LM coupe. Several Corvairs were running smoother after his touch. Bob Welch disassembled, cleaned and blasted a pair of LM rear wheel bearing assemblies. Mike and Lloyd performed a rear fenderectomy on a parts EM coupe. Greg and Ben Renfro replaced the melted speedometer cable on 16 year old Ben's Corvair with a good one they pulled from a parts car. Ben's Black with red interior '63 coupe is almost a twin to Mike Hoffman's '63 500

coupe also receiving care at the Tuna.

Everything slowed down for lunch of Steaks and burgers, provided by the Club plus the pot luck desserts, salads etc. people brought in. In the afternoon several minor projects were completed along with a lot of relaxed conversation. All in all another excellent day of Corvair fellowship. Photos next month.

## **"Ran when Parked"**



Back to Corvairs. This forlorn Lakewood was photographed by Ray Rodriguez of Lake Ariel, PA while he was at the Corvair Ranch in Gettysburg, PA. If you find an interesting photo send it in. Remember to submit your candidates for "Ran when Parked" to Terry Kalp

# Route 66 road trip, Pop's to Rock Cafe

Saturday, May 15th started out as a dark and stormy day. Leaving the DRC, bound for Stroud, OK were Julie and Bernie Strecker; Ned, Kathy, Shannon Madsen (and friend); and Terry Kalp. Before the group left Kansas the darkness seemed to close in as the Streckers received a phone call about a death in the family, they had to turn around.

As the remainder of the group headed to Pop's to meet up with the OKC gang, the rain clouds lifted and the sun shone. After Ned loaded up three six-packs of Soda at Pop's the Corvairs took out on Rt 66 to their next stop, the Round Barn in Arcadia. The loft of the domed structure was a sight to behold.

Soon it was Back on Rt 66 for a scenic ride to Stroud. At the Rock Cafe the travelers were joined by the Tulsa Corvairs. The recent remodel of the Cafe allowed the group to dine together inside. The food was good, but the fellowship better. Last time Ned and Terry were at the Cafe it burned down two weeks later. As of this date no other tragedies have occurred.

**BELOW:** Ned . . . er . . . Kathy's White coupe is parked beside Terry's Gold sedan at Pop's where the MCCAers met up with the OKC Corvairs.

Ned Madsen Photo.



**ABOVE:** The outside of the Rock Cafe looks pretty much the same since the 1930's.

**BELOW:** A red Spyder, an old Coca Cola mural and Corvair conversation, it doesn't get any better.





Lined up for a Kodak moment were the ten Corvairs that made the trip to Stroud, OK. The historic down town buildings were enjoyed by Corvair owners from the Green County Corvairs, Indian Nation Corvairs and Mid-Continent Corvairs.



ABOVE: Just a few miles down 66 from Pop's was the next stop, the Round Barn at Arcadia

LEFT: The "greybeards" were rounded up to pose in front of the Stroud Senior Center

RIGHT: The Rock Cafe sign reflects in the window, while the open sign welcomes diners.



## Removing a broken bolt With a nut & a little heat


by Terry Kalp

This is an old trick and certainly not one I invented, but there are still some around that have not been exposed to it. When working with old Corvairs, a broken bolt will happen, it is just a matter of when.

When working on the bellhousing for Ben's car and the shrouds for the Shark, it was discovered a previous "mechanic" had broken off a bolt in each of the parts. I have found that "Easy-Outs" are neither easy nor do they get the bolt out. What I have found that works is to weld a nut to the remaining stud and wrench it out.


A couple of tips are to make sure the end of the broken bolt is clean so the weld will stick. It also seems to work better when a bit of weld is built up on the broken end before the nut is welded. A MIG welder works very well for this process, just crank 'er up so that you will get maximum penetration and heat.

This process work exceptionally well with steel bolts broken off in aluminum parts, don't have to worry about welding to the part. The nut can be the proper size for the bolt or a bit larger. Be sure to let everything cool down after welding and before using a wrench to turn the broken stub out. It may take multiple trys to get the bolt out, but keep trying. The process should take only about 10 to 15 minutes.



**ABOVE:** If accessible, the broken bolt is filed clean and a small bead is welded on to it.


**RIGHT:** Sometimes the first nut welded doesn't hold. So you just find another nut and try welding again. This time the second try worked.



Once the nut is welded, let it cool, this shrinks the broken bolt and aids in the extraction.



Use the correct wrench and turn out the broken bolt. If the weld breaks try again with a new nut.



The broken stud is out and the hole is ready for the proper fastener. A fairly quick fix.





**Jerry Bergman and his spouse ride away from the Kalp Shop on his Corvair powered Trike. Jerry has spent the last few months getting the bugs out of his engine and smoothing the body for a fresh silver paint job. Look for the trike at Lake Afton.**

## Project Police

### Three Black EM Corvairs

The Spring of 2010 seems to be the season to work on your Black Early Model Corvair. Brian Easterwood reported that he now has a shiny black paint pain job on his black '64 convertible and is now slowly putting back all the trim and interior removed for the stripping and painting process. Hope to see it at Lake Afton.

Greg Renfro and Ben have gotten Ben's black '63 Monza coupe up and running, registered and insured. Greg took the week before the Tuna off and spent most of it up at the Kalp shop working on Ben's car. After a compression and leak-down test it was discovered there was a hole in combustion chamber clear thru to the outside. (see photos pg 8) After the head was removed and fixed, carb and ignition problems sorted, the trunk cover was stripped and painted hot rod black.

Mike Hoffman also bought his black '63 500 coupe up to the Kalp shop a few days before the Tuna to insure a spot. Greg has noticed a split balanced tube hose and once that was repaired, timing set and carbs balanced, it was running like a top. Mike didn't have much time to work on it at the Tuna, he was busy helping others. So this week he came back up to the shop and is in the process of replacing some rusty corners with better parts from the Kalp stash.

## *U. S. Congress sets July 9th as Collector Car Appreciation Day*

Lawmakers Acknowledge Importance of Collection and Restoration of Historic and Classic Cars


In Washington, D.C. on May 7, 2010 The United States Senate passed Senate Resolution 513 (S. Res. 513) at the request of the Specialty Equipment Market Association (SEMA) and the Automotive Restoration Market Organization (ARMO) Council designating July 9, 2010 as "Collector Car Appreciation Day." S. Res. 513 was sponsored by Congressional Automotive Performance and Motorsports Caucus members Senator Jon Tester (D-MT) and Senator Richard Burr (R-NC). Senators Tester and Burr have been strong advocates for the automotive hobby.

In recognition of the day, collectors and enthusiasts will be hosting events across the country. Car cruises, club gatherings, and other educational events will be scheduled for July 9 nationwide. For a listing of events, please contact Jim Skelly, SEMA Council Director at (909) 396-0289.



**Bernie Strecker breaks a sweat putting together the lift MCCA donated to Terry Kalp's shop. Jerry Nelson and Bernie picked up the lift on May, 26 and delivered it to the Kalp Shop after work. They stuck around on what seemed like the hottest day of the year to get the basic assembly done. The lift is now up and running and was demonstrated at Juna Tuna**

# A hole in Ben's Head . . .



When Ben Renfro's engine was started after his father, Greg had freshened it up it made an unusual fffftttt . . . fffftttt . . . fffftttt . . . fffftttt . . . sound when cranked and idling. What it turned out to be was a hole from a casting flaw from the combustion chamber to the outside of the head. The fix was to drill and tap out the hole and plug it with a threaded piece of aluminum rod.

## Calendar

June Meeting at Lake Afton	June 13
CORSA National Convention	June 21-25
Collector Car Appreciation Day	July 9
July Meeting	July 10
August Meeting	Aug 14
Great Plains Corvair Roundup	Sept. 24-26

# Bonus Shark Photos



2010

2007



## June Meeting

## Sunday

# June 13th

## 11 am

Lake Afton Car show

MacArthur Road  
at 247th Street West

# Some Things Never Change

6-09	7-09	8-09	9-09	10-09	11-09	1-10	2-10	3-10	4-10	5-10	7
											6



## The Flat Six Journal