



NVCC, CORSA Chapter 220

Volume 40

Number 7

July 2023

The **HOT AIR MAIL** NVCC Club Door is Open.

The June Club meeting was held at Stan's Garage.

Thought I would start off with pictures of the *results* of the meeting. Stan's 65 Corsa back on the



road seen here going for its first **drive** since November when the steering shaft broke.

With six Corvairs, and eight everything we needed and needed.



members present, we began by making sure we had then started by cutting off a piece of the shaft that was not

NVCC OFFICERS

President

Fred Marx

Fredmarx55@gmail.com

Vice President

Darrin Hartzler

Darrin_hartzler@aol.com

Secretary/Treasurer

Bob Marshall

Ram19195@gmail.com

Editor

Mark Holmlund

goopofail@aol.com

The Northern Virginia Corvair Club (NVCC) publishes the HOT AIR MAIL newsletter monthly as a service to its members. NVCC is a non-profit chapter of the Corvair Society of America (CORSA). \$10 annual dues are payable January 1st, to "Treasurer, NVCC" at the address herein. All other correspondence and submissions can be addressed to the NVCC Officers. Original material appearing in the HOT AIR MAIL may be reprinted in other non-profit publications with appropriate credits.




To make the U-Jointed collapsible adapter from Seth fit the tele-column correctly, Bob, Fred & Brian had to first take turns sawing off what was left of the 5/8" diameter column shaft where the break was to expose the 3/4" diameter shaft that the U-Joint would attach to.



Clamping the column into his table clamp, Stan and then Brian ground flats on each side of the shaft so it would fit the U-Joint. Stan then painted the bare metal.


Column joint.

Box end joint.




After applying Lock Tite to the lock bolts and nuts it was time to assemble everything.

*"OK Column **A** is connected to Seth's collapsible shaft **B** and then to new steering box **C**." Check.*



I asked Brian if he had an **inch**/pound beam type torque wrench he could bring to the meeting and he did. Thanks Brian! Vairy important to check the worm shaft torque before hooking up the pitman arm to the center link.



The new steering box had torque specs specific to the New box and they were used instead of the Shop Manual specs. The 1965 Shop Manual steps on page 9-2 (**ADJUSTMENTS Steering Gear**) are Required even though it is a new box. Being a new box, I did not need to loosen the worm bearing adjuster as the worm shaft torque checked out

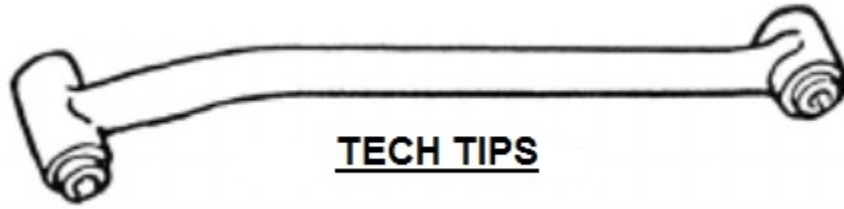
good. I did loosen the lock nut and back off the lash adjuster screw 1 ½ turns (from access hole in trunk) before checking worm shaft torque. Then, with steering wheel hub centered in the lock to lock, turn in the lash screw until it Gently bottoms out (took about 4 ½ turns) and then tighten the lash lock nut. Checked the torque reading from the beam type inch/pound torque wrench and all was good. Stan installed the steering wheel and went on a test drive and looked Vairy Happy. See page 1.



Thanks Stan for hosting.



Your Corvair Story could be here! [Contact your Editor.](#)



TECH TIPS

Upgraded suspension parts for the LM by Brian Brooksby

Here are the pictures of the complete LM suspension upgrade made by Nate Wolfe. I've driven his cars equipped with this set up and they handle like slot cars. I've received all the parts and they are top notch.


Front control rod replaced with adjustable Johnny joint. Front Lower arm greasable USA made ball joint, and spherical joint. Rear control arm with spherical bearing that no longer requires the small connecting rod as the control arm is locked down with no side to side movement.

Contact info
Nate Wolfe
Natewolfe@hotmail.com



Brian, please send me some pictures of the Rear Suspension once it is installed.

Below-NOS Fast box.



The Nash Fan.



Speed Hut gauges mounted up



Space below for more pictures.



Tip from Seth from Facebook



Seth Emerson

In 1967, I bought my first Corvair (65 Corsa 140 Convertible) from a Chevy dealer "OK Used car" lot. About 20K miles on it. I drove it for several months. Whenever I drove it on the highway at "enthusiastic" speeds, it would run hot. As I delved into modifications on the car, I decided to rebuild the secondaries, which looked fine from the outside. I found 1/2" of water in each, on top of 1/4" of solid gunk on the bottom of the float bowls. No fuel had passed through those carbs in many, many miles. The carbs passed air but no fuel - I wonder why it ran hot when those secondaries were open. Lean, anyone? Always check out the secondaries on seldom-driven 140 motors. Tip - remove the air-filter housing and aim a connected timing light down the throat of the carb. At idle - and off idle - the flash of the timing light will freeze-frame fuel flow in place, allowing you to see if fuel is passing through, and if the accelerator pumps are working.

Like Reply 9h



Of Oil

Bob sent a link with an article about Diesel oil in a gasoline engine. Great discussion.

<https://www.motortrend.com/how-to/diesel-oil-in-gasoline-engine>

Here is richard1's reaction to the article above.

<http://corvaircenter.com/phorum/read.php?1,1171194,1171219#msg-1171219>

This Oil link on the Corvair Center has some good info and talks about Diesel oil use.

<http://corvaircenter.com/phorum/read.php?1,1172400>

richard1 helps us to understand Oil requirements for the Corvair.

https://www.widman.biz/uploads/Corvair_oil.pdf

Your Corvair Tech Tip could be here! [Contact your Editor.](#)

For Sale Ad 1



1966 Corvair Monza Convertible



1966 Corvair Monza Convertible.

Has a 140HP engine with a 4sp converted from original 110HP PowerGlide

Corsa gauge set up with thermistor for gauge.

Runs great. Actual mileage is unknown.

Original Windshield.

1 rust spot lower front fender, by door on each side.

110 motor insignia on rear hood, Have 140 HP insignia.

Updated to dual Master Cylinder.

Electronic fuel pump.

Some spare parts can be included.



Everything for front windshield replacement but WS.

Runs great. Has the rare Accessory Wood Steering Wheel.



Asking \$17,000.00

OBO

Rick Hardie

703-407-4353

rh7038@gmail.com

For Sale Ad 2



Your Ad could be here! [Contact your Editor.](#)

Corvair Vendors and Service



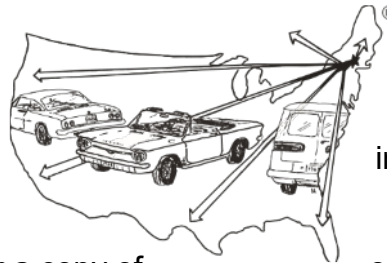
Corvair Ranch, Inc.

1079 Bon-Ox Road, Gettysburg, PA 17325, (717) 624-2805, corvairranch.com/

Email: findit@theranch.today

Clark's Corvair Parts®

Our catalog lists over 15,000 parts for your Corvair. parts, body panels, upholstery and much more! of reproduced items available, pages of technical of other helpful hints.



We carry engine
There are 1,000's
information and lots

Check us out at www.corvair.com or call today to order a copy of our printed catalog. You will quickly see why we are the world's largest supplier of parts and all your other Corvair needs. Clark's - More than Parts!

Clark's Corvair Parts®

400 Mohawk Trail, Shelburne Falls, MA 01370
(413)625-9776 Email: clarks@corvair.com



2023 Meeting Schedule

*Meetings start at 9:00 am unless noted otherwise.

July 29th

Byron's Garage
7204 Sydenstricker Rd.
Springfield Va 22152

Project will be to assemble Byron's 140 engine for his 1966 Monza convertible.

August 19th

Clay McConnell's Garage
1220 Bishopsgate Way
Reston, Va 20194

Project will be to get Clay's 1964 Monza convertible 110HP with PG, checked out and running.

September 9th

Fred's Garage
12606 Split Creek Court, North Potomac MD 20878
North Potomac MD 20878

Project will be to replace the Front to Back steel fuel line in Michael Beresik's 1966 Monza Convertible. A new member! Welcome to the Club. .

Events

Current and Upcoming Events listed on the CORSA Website can be found by [Clicking Here](#). You do not need to be a CORSA Member to view the Events.

NEW CRUISE IN STARTED WEDNESDAY APRIL 26th and Then, EVERY WEDNESDAY





The Roanoke Valley Corvair Club (RVCC) is proud to be hosting the 41st Annual Virginia Vair Fair. 8/18-20 2023.

The event will be held at the Hampton Inn Airport / Valley View Mall in scenic Roanoke VA. Itinerary is as follows.

Friday Night: Pizza welcome Party, Vendor Sales, Saturday AM People's choice show,

Saturday Afternoon: Central Virginia Corvair Club hosted Rally thru the Blue Ridge Mountains.

Saturday Evening: Awards presentation at the Hotel.

Sunday: The Blue Ridge Region SCCA Is hosting a local autocross at close by Salem Civic center. The Corvairs will have a special early run group with Trophies.

Host Hotel has a special rate for Friday and Saturday Nights the weekend of \$119.00 a night Call 540 366-6300 and use code "Corvair"

The registration form is on the next page. The address to send forms to is;

Vair Fair
2736 Calloway St.
Roanoke, VA 24012

And checks made payable to: Roanoke Valley Corvair Club.
If you are Autocrossing, please make note of payment method in the registration form below.


David & Katie Clemens
Vair Fair Chairs

540 204 0917

Here are two Corvairs at the 2019 Vair Fair.



REGISTRATION FORM



Hampton Inn & Suites Roanoke Airport/Valley View Mall
5033 Valley View Blvd. Roanoke, VA 24012 540-366-6300

Name:			CORSA ID #:	
Address:			CORSA Chapter:	
City, State, Zip				
Email		Phone:		
# Name Tags Needed	Names Preferred on Tags:			

	Pre-Reg.	On-Site	Qty.	Amount
Registration (includes name tags, People's Choice ballot, Free Welcome Party, and (1) Door Prize Ticket)	\$25	\$30		
Friday Evening Welcome Party # Attending _____	Free	Free		\$0
People's Choice Car Display (per vehicle)	\$15	\$20		
Rally (per Car)	\$10	\$15		
Driver _____ Navigator _____				
T-Shirts Indicate Size (S, M, L, XL, XXL)	\$15	n/a		
Swap Meet/Vendor Space (Per 2 outdoor parking spaces)	\$15	\$20		
TOTAL REMITTANCE:				
Make Checks Payable to Roanoke Valley Corvair Club				

AUTOCROSS

Registration Directly to & Fees to be paid directly to Blue Ridge Region SCCA.

Please Do not include payment for autocross as part of your Vair Fair Registration!!

	Pre-Reg.	On-Site	Qty.
Autocross (# of Drivers who will enter autocross)	\$40	BRR-SCCA	

People's Choice Classification

Please indicate expected

Class	Qty	Class	Qty
Early Open		Late Open	
Early Closed		Late Closed	
FC/Wagon		Modified	

Registration #



*The Bull Run Region of the
Antique Automobile Club of America is proud to present*



47th Edgar Rohr Memorial Car Meet

Saturday, September 16, 2023



Manassah Lodge 182
9810 Cockrell Road, Manassas, VA 20110

Registration 8 am - 11:00 am. The show runs from 11 am - 3 pm. Rain or Shine.

- All collector vehicles invited, including stock, modified, and trucks.
- Dash plaques for all participants.
- Over 50 awards presented, plus Door Prizes and a Silent Auction.
- Participant Judging for Top 35 vehicles.
- 50/50 Charity Raffle by Cruisin-for-Heroes benefitting Fisher House.
- Model T assembly/disassembly demonstration.
- On-site food and beverage sales.
- Flea Market vendor spaces.
- Free trailer parking at Manassas American Legion Post 10.



Go to www.cruisinforheroes.com for
information on Fisher House



*Charity Event benefiting the Fisher House
with our partner Cruisin-For-Heroes*



2022 Arthur Ault Award Winner
1964 Volkswagen owned by Liz & Randy Higgins

Bull Run contact information:

Registration: Jim and Sally Batchelder (703) 339-2064
General Information: Gene Gilkey (703) 830-5313
Randy Higgins (703) 853-2235

BullRun.aaca.com



Scan for show information



Scan to follow us on Facebook





tristatecorvairs.com

<https://www.tristatecorvairs.com> › schedule

Schedule - Tri-State Corvairs 2024 Meet

Join the fun in **Las Vegas, NM** on May 17-19, 2024 for the **Tri-State** Corvairs Annual Meet.

OUR 50TH ANNIV -2023

Thanks to the support of 1,000's of Corvair owners over the last 50 years we continue to grow and reproduce more parts every year. We respect your trust and always put our customers first. We would also like to thank our 24 employees, 10 have been with us over 20 years and some as long as 46! Have a great year and enjoy our monthly sales and specials all year-Joan & Cal Clark

SPECIAL SALES EVERY MONTH- each month we'll send an email (if you have signed up) and also list in a special sale section on our Home page www.corvair.com

FREE 50th MEMENTO gifts with your first order in 2023

FREE CATALOG WITH AN ORDER- if you have not received a free 2019-2025 catalog yet, just ask for one.

LIST YOUR CORVAIR FOR SALE- NO CHARGE- sell your Corvair or a spare you just don't have time for! For all of 2023 we will list it on our website at **NO CHARGE-** check the website for details (Corvairs For Sale)

CLARK CAR SHOW & PARTS SALES- See our 2023 supplement or website for more details. We expect around 130 cars, and will offer tours of our buildings including the Upholstery Dept. Cal will be giving an old fashion "slide show" showing the building of our complex and history. Parts on sale! **SEPT 16, 2023 -rain or shine**

2023 SUPPLEMENT- On our website or as a hard copy -many new repros & updates.

INTERNATIONAL CORSA CONVENTION-Wisconsin- We will be there Tues, Wed & Thurs with lots of recent repros on display. Stop by and say hello. Convention dates June 19- June 24

CATALOG- over 450 pages, free with an order, \$8 postpaid in USA

Clark's Corvair Parts
400 Mohawk Trail
Shelburne Falls, MA 01370
413-625-9776
www.corvair.com



Treasurer's Report

Balance 05/31/23 \$4515.91
Income from Dues \$0
Balance 06/30/23 \$4515.91

Corvair LINKS

Corvair Society of America. Also known as CORSA <https://www.corvair.org/>

For More Pictures of everything Corvair related and past Club Meeting reports,
click here > [NVCC Facebook](#)

OR here for past HAM Newsletters. <https://www.corvair.org/chapters/chapter220/ham/>

Instagram. <https://www.instagram.com/northernviriniacorvairs/>

Learn a lot on the Corvair Forum. <https://www.corvaircenter.com/>

How to ID different Bolt Grades. <https://www.youtube.com/watch?v=fhrBYBiSFKQ>

How to read tires. <https://www.youtube.com/watch?v=oQJ3D8iRvvc>

Hagerty Corvair Valuation. [1965-69-chevy-corvair-values-are-rising-fast/](https://www.youtube.com/watch?v=gHuXM1Gb8XM)

Corvair getting attention. <https://www.youtube.com/watch?v=gHuXM1Gb8XM>

How to ID engine/body Codes on your Corvair

<https://stock.corvair.org/2022/01/david-trulls-corvair-gold/>

Remember, we have been given a special Corvair power. With that power comes responsibility. That responsibility is keeping this marque alive and viable for future generations. We still have the most affordable classic 60's cars in existence but we, as a club, need to be a part of promoting the Corvair as a really unique and cool collectible car. Let's keep on driving them, fixing them and promoting them everywhere we go. With that in mind I give you;

The R & R Report

We've been busy working on Corvy. Unfortunately that means working on Rumpy has taken a back seat much to my displeasure.

I installed a brand new left front wheel cylinder in Corvy. Rita and I bleed the brakes and everything works great. I think the **other** new cylinder had a high spot and would hang or get stuck.

Rick Sanford and I are going to change the rear cylinders soon. Hopefully the brakes will be good for a while.

This week Rick and I installed a wood wheel and new backup light switch that we got from the stash in Mt. Olive, NC. Both work great and the wheel looks nice. The NC stash just sold in an auction for \$11k. It was amazing how many NOS parts and other hard to find parts in the stash.

That's it for now.



Hope all is well.



RnR

Next Club Meeting Location?

Good weather is here. If you have a Corvair that needs help, let the newsletter editor know to put you on the schedule to host a Club Meeting.



PS



APPLICATION FOR MEMBERSHIP IN NORTHERN VIRGINIA CORVAIR CLUB

A Chartered Chapter (220) of CORSA, The Corvair Society of America

Date of Application: _____

Last Name: _____ First Name: _____ Birthday: _____

Street Address: _____ City: _____ State: _____

Zip Code: _____ Phone: _____

Family members to be included in Membership

First Name	Last Name	Birthday (MM/DD)	Relationship

Email Address: _____

Corvair Information

Year of Car: _____ Color: _____ Conv or Coupe: _____

Transmission: _____ Engine: _____

Are you a member of CORSA? Yes: _____ No: _____

**Membership Dues in NVCC are \$10 per family per year.
Dues are due January 1**

As a member of NVCC, what type of events would you like to participate in:

Races: _____ Rallies: _____ Autocrosses: _____ Car Shows: _____ Tech Sessions: _____

Other (Specify): _____

Signature: _____

**Please fill out this form and mail with dues payment to:
NVCC | Bob Marshall | 11921 Moss Point Lane| Reston,
VA 20194**

Or pay with Venmo and be sure I get the info above.

If paying with Credit Card through Venmo, please enter \$10.30 in the Venmo App to cover the fee they charge. You can click anywhere on this page to access the App or scan the QR code above.



venmo

