



NVCC, CORSA Chapter 220

Volume 41

Number 5

May 2024

The **HOT AIR MAIL** NVCC Club Door is Open.

The April meeting was held at Jimmy's garage.

Jason got his 1964 Monza Convertible to Jimmy's garage on questionable brakes. The project of the day was answering the question which entailed honing the wheel cylinders, installing new rebuild kits and shoes and THEN and THEN converting to a Dual Master Cylinder.



With Four Corvairs and Andy, Bob M, Bob W, Clay, Fred, Jason, Jimmy, Mark, Michael, Pete, Stan & Donovan in attendance a lot got done.

NVCC OFFICERS

President

Fred Marx

Fredmarx55@gmail.com

Vice President

Darrin Hartzler

Darrin_hartzler@aol.com

Secretary/Treasurer

Bob Marshall

Ram19195@gmail.com

Editor

Mark Holmlund

goopofail@aol.com

The Northern Virginia Corvair Club (NVCC) publishes the HOT AIR MAIL newsletter monthly as a service to its members. NVCC is a non-profit chapter of the Corvair Society of America (CORSA). \$10 annual dues are payable January 1st, to "Treasurer, NVCC" at the address herein. All other correspondence and submissions can be addressed to the NVCC Officers. Original material appearing in the HOT AIR MAIL may be reprinted in other non-profit publications with appropriate credits.





Sometime in the past, an over tightened lugnut on the front aluminum wheel had bent the hub and the hub will need to be replaced. You can see the bend in this picture.



A new Nylon pitman arm bushing was installed.

Before Jason started working on installing the dual master cylinder, Bob Walker and I stepped away to go to Michael's house that was only about a mile and a half away. The club installed a new fuel line in his 1966 Monza Convertible back in September and now it will not start.

<https://www.corvair.org/chapters/chapter220/ham/HAM-October-2023.pdf>


We found that it had power to the coil but the fuel pump had quit working. Jimmy gave us a known working fuel pump to take with us and I put it on with Jimmy's and Bob's borrowed tools.





With only 4 manual pumps, fuel started coming out. Finished pump install and it fired right up and ran. The carb accelerator pump cups were not working so he will need us to rebuild the carbs.

When Bob W. and I got back to Jimmy's Garage, the dual master cylinder was already installed and they were working on bleeding.



In this picture you can just see the new route taken for rear brake line to the front MC reservoir.

With a few leaks fixed with a line wrench, the brakes were bled successfully. The last project was an oil change, new oil pan gasket and straightening the oil pan.



We were happy to see Jason's car Stop at the bottom of the driveway.



Thank you Jason, for stopping by.

Thank You Jimmy for Hoisting AND Hosting the meeting.



I sent an email to Jason to check up on his 64 Corvair post meeting and received this Update;

=====

Hi Mark, thanks for checking on me. The brakes work great. I had to tighten one of the nuts going through the firewall as it had a small leak but otherwise all good. I did not do anything about the hub and drum that should be replaced....yet. I intend to order the parts and replace them and grease all wheel bearings etc. No issues with the oil pan gasket or steering arm bushing either.

I did have to troubleshoot an issue with loss of power, stumbling on acceleration getting progressively worse as it got hotter. A new coil did not solve the issue so ran a new 12 gauge wire from the battery to the positive side of the coil and that fixed the issue that I have always had to some degree. I guess the Petronix 1 electric ignition likes a constant 12 volt supply to operate efficiently although it had been working for years but always had a slight miss on acceleration. I guess the wire it uses after (starting 12 volts) is the resistor type that drops down to 7ish volts for running and that isn't enough anymore. So after I start the car I alligator clip the temp wire to the battery for solid 12 volts and it worked so going to make the switch permanent the correct way within the next few weeks.

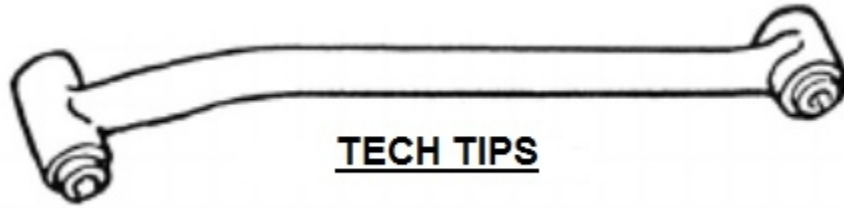
Then I have to time and tune the car as it changed things now that it gets the voltage it wants. Slowly getting the kinks fully worked out but each step it gets a little better. I have my a full schedule with my daughter this weekend so cannot make it to Saturdays meeting but I wish I could because I could help under the dash on the double master switch out like we did on mine. And I had lots of brake fluid left over I could have brought to save them from needing to buy any. I will try to make it next time.

Is the club interested in meeting at a Winery in Aldie to display our Corvairs like a mini show/meet? Great to show off and talk about our cars. I have a friend that runs a really nice upscale winery and has offered to host us one Saturday or Sunday. See if that might be something the guys would like to do and let me know.

Jason

Your **Corvair Story** could be here! [Contact your Editor](#).





TECH TIPS

Upgraded suspension parts for the LM by Brian Brooksby


Here are the pictures of the complete LM suspension upgrade made by Nate Wolfe. I've driven his cars equipped with this set up and they handle like slot cars. I've received all the parts and they are top notch.

Front control rod replaced with adjustable Johnny joint. Front Lower arm greaseable USA made ball joint, and spherical joint. Rear control arm with spherical bearing that no longer requires the small connecting rod as the control arm is locked down with no side to side movement.

Contact info

Nate Wolfe

Natewolfe@hotmail.com



Of Oil

Bob sent a link with an article about Diesel oil in a gasoline engine. Great discussion.

<https://www.motortrend.com/how-to/diesel-oil-in-gasoline-engine>

Here is richard1's reaction to the article above.

<http://corvaircenter.com/phorum/read.php?1,1171194,1171219#msg-1171219>

This Oil link on the Corvair Center has some good info and talks about Diesel oil use.

<http://corvaircenter.com/phorum/read.php?1,1172400>

richard1 helps us to understand Oil requirements for the Corvair.

https://www.widman.biz/uploads/Corvair_oil.pdf

Your **Corvair Tech Tip** could be here! [Contact your Editor](#).

For Sale Ad 1



When you see A.J. at a club meeting, ask him about these parts.

Corvair Parts Available For Sale

A. J. Paluska, Jr, (703) 250-4455, ajjr13@earthlink.net

Monza Bucket seats 1964 pattern beige – Reasonable offer

Monza Fold down rear seat 1964 pattern beige – Reasonable offer

Carpet for rear fold down seat black - \$25.00

13 inch racing steering wheel black – \$35.00

Rear brake hose - \$15.00

Chrome air filters - \$30.00 ea

Dual speaker - \$42.00

Assembly manual - \$15.00

Shop manual with 1964 supplement - \$15.00

Oil pressure gauge - \$68.00

Oil pressure gauge installation kit - \$60.00



Voltage gauge - \$45.00
AM/FM radio - \$200.00
1964 right wheel trim - \$35.00
Rear wheel cylinder - \$25.00
1966-69 rear engine lid emblem - \$15.00
Original AM radio - Reasonable offer
Early rear deck lid - \$75.00
Letters: CORVAIR – \$ 9.00 each
Early model radio mount gray - Reasonable offer
15 inch alloy wheels 4 bolt pattern - \$25.00 each
Early model turn signal mechanism (Canceling cam \$18.00, Switch \$22.00)
Pre-bent front brake line - \$25.00
Dome light base - \$10.00
Dome light lens - \$5.00
Gauge panel black - \$10.00
Package area cardboard - \$45.00
110 HP air cleaner assembly - Reasonable offer
1964 13 inch wheel disks - \$25.00 each
Early model carburetors - Reasonable offer
Chrome lug nuts (16) - \$25.00
1964 transverse leaf spring - Reasonable offer
Flexible brake hoses, 2 rear, 1 front - \$18.00 each
Assorted steering parts - Reasonable offer
Miscellaneous salvage parts 1964 - Any offer

For Sale Ad 2

Corvair Parts for sale from Bob.

1966-9 rear lower panel **with** the chrome insert. The panel was painted GM Argent Turquoise by our own Doug Jones at least 5 years ago.


The panel does have some minor bubbling of the paint in one corner. Asking \$250.





Engine top cover for turbo. Cleaned and painted satin black. \$40

1965 used rebuildable rear bearing assemblies. RH and LH. LH does have some play but both should be rebuilt anyway. Includes brake backing plates. \$25 each.



Contact Bob Marshall 571-599-5314 Ram19195@gmail.com

For Sale Ad 3



FREE PARTS - Contact Ron Mills rmills1234@comcast.net Located in Woodbridge VA.

For Sale Ad 4





FREE PARTS & TOOLS - Contact Jimmy Ditman wpost2@verizon.net Located in Arlington, VA.

For Sale Ad 5



Your **Ad** could be here! [Contact your Editor.](#)

Corvair Vendors and Service



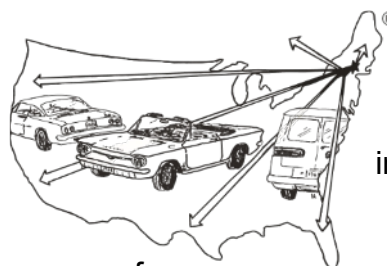
Corvair Ranch, Inc.

1079 Bon-Ox Road, Gettysburg, PA 17325, (717) 624-2805, corvairranch.com/

Email: findit@theranch.today

Clark's Corvair Parts®

Our catalog lists over 15,000 parts for your Corvair. parts, body panels, upholstery and much more! of reproduced items available, pages of technical of other helpful hints.



We carry engine
There are 1,000's
information and lots

Check us out at www.corvair.com or call today to order a copy of our printed catalog. You will quickly see why we are the world's largest supplier of parts and all your other Corvair needs. Clark's - More than Parts!

Clark's Corvair Parts®

400 Mohawk Trail, Shelburne Falls, MA 01370
(413)625-9776 Email: clarks@corvair.com

2024 Meeting Schedule

*Meetings start at 9:00 am unless noted otherwise.

May 25th

Fred's Garage
12606 Split Creek Court .
North Potomac, MD 20878

✂... The project will be working on Fred 63 Spyder replacing the clutch pedal and then converting to dual master cylinder.



Events

Find a Car Cruise near you. <https://carmacruisefinder.com>

Current and Upcoming Events listed on the CORSA Website can be found by [Clicking Here](#).

2024 CORSA International Convention – Dayton

Monday July 22nd thru Thursday, July 25th

More info [HERE](#).



According to Coy Levine the **Sports Car Vintage Racing Association** has scheduled a race for Corvairs during their event August 16-18.

Maybe we should consider scheduling our **August 17th** Club meeting at Summit Point in WV to watch our favorite cars race around the track. The track is only an hour away from Northern Virginia.



45th Annual CORVAIR DAY

hosted by
Central Pennsylvania Corvair Club (Chapter 170)

September 21, 2024 9AM - 3PM at Eastern Museum of Motor Racing



- + Registration 9AM - 12PM
- + Featuring 50/50, free dash plaques, door prizes, and silent auction.
- + Free indoor/outdoor vendor setup.
- + EMMR offers breakfast, lunch, snacks, and beverages to purchase.
- + All proceeds from the event goes to the Salvation Army of Harrisburg, Lancaster, and York counties and the Wounded Warrior Project.



[Register Now](https://www.centralpacorvairclub.org/events-1/2024/9/21/corvair-day)
<https://www.centralpacorvairclub.org/events-1/2024/9/21/corvair-day>
and print out Registration Form.



This is a Corvair only show.
Winners must be present to
receive award.

Treasurer's Report

Balance 03/31/24	\$4646.53
Income from Dues	\$30.00
Balance 04/30/24	\$4676.53



Corvair LINKS

Corvair Club Lending a Hand. <https://www.hagerty.com/media/people/garage-squad-detroit-area-corvair-faithful-lend-each-other-a-hand/>

CORSA Corvair Society of America. <https://www.corvair.org/>

For More Pictures of everything Corvair related and past Club Meeting reports,
click here > [NVCC Facebook](#)

OR here for past HAM Newsletters. <https://www.corvair.org/chapters/chapter220/ham/>

Instagram. <https://www.instagram.com/northernvirginiacorvairs/>

Learn a lot on the Corvair Forum. <https://www.corvaircenter.com/>

How to ID different Bolt Grades. <https://www.youtube.com/watch?v=fhrBYBiSFKQ>

How to read tires. <https://www.youtube.com/watch?v=oQJ3D8iRvvc>

Hagerty Corvair Valuation. [1965-69-chevy-corvair-values-are-rising-fast/](https://www.hagerty.com/media/people/garage-squad-detroit-area-corvair-faithful-lend-each-other-a-hand/)

Corvair getting attention. <https://www.youtube.com/watch?v=gHuXM1Gb8XM>

Getting more attention. [Why-the-chevrolet-corvair-is-the-best-cheap-car](#)

Learn more about the AACA. <https://aaca.org/>

How to ID engine/body Codes on your Corvair

<https://stock.corvair.org/2022/01/david-trulls-corvair-gold/>

GM Vehicle Information Kits <https://www.gm.com/heritage/archive/vehicle-information-kits>

Motor Trend article. <https://www.motortrend.com/features/1806-1961-two-corvairs-endurance-test/>

Remember, we have been given a special Corvair power. With that power comes responsibility. That responsibility is keeping this marque alive and viable for future generations. We still have the most affordable classic 60's cars in existence but we, as a club, need to be a part of promoting the Corvair as a really unique and cool collectible car. Let's keep on driving them, fixing them and promoting them everywhere we go. And with that I give you Rory & Rita's;

The RnR Report

Waiting for parts...

Next Club Meeting Location?

If you have a Corvair that needs help, [let the newsletter editor know](#) to put you on the schedule to host a Club Meeting.



PS

You too can find a **Nest** of parts at the Corvair Ranch.



APPLICATION FOR MEMBERSHIP IN NORTHERN VIRGINIA CORVAIR CLUB

A Chartered Chapter (220) of CORSA, The Corvair Society of America

Date of Application: _____

Last Name: _____ First Name: _____ Birthday: _____

Street Address: _____ City: _____ State: _____

Zip Code: _____ Phone: _____

Family members to be included in Membership

First Name	Last Name	Birthday (MM/DD)	Relationship

Email Address: _____

Corvair Information

Year of Car: _____ Color: _____ Conv or Coupe: _____

Transmission: _____ Engine: _____

Are you a member of CORSA? Yes: _____ No: _____

**Membership Dues in NVCC are \$10 per family per year.
Dues are due January 1**

As a member of NVCC, what type of events would you like to participate in:

Races: _____ Rallies: _____ Autocrosses: _____ Car Shows: _____ Tech Sessions: _____

Other (Specify): _____

Signature: _____

**Please fill out this form and mail with dues payment to:
NVCC | Bob Marshall | 11401 Gate Hill Place, Unit N |
Reston, VA 20194**

Or pay with Venmo and be sure I get the info above.

If paying with Credit Card through Venmo, please enter \$10.30 in the Venmo App to cover the fee they charge. You can click anywhere on this page to access the App or scan the QR code above.



venmo

