

High Performance Driving at New York Safety Track  
Saturday June 8, 2024  
Event Guide



NECC is proud to bring you a day of high-performance driving at New York Safety Track.

### **The Event:**

Our high-performance driving event consists of tech inspection, group driving sessions and open-track driving sessions throughout the day. Timed laps begin mid-afternoon. No transponders necessary; we'll be using a stop watch timing system with two timers on each car.

All makes and models of cars are welcome to participate in this event including unmodified factory street cars as well as cars modified for track use. Our starting grid often includes Porsches, Mazdas, Mustangs, Corvettes, Camaros, Mini Coopers, Corvairs and more. We have had everything from a Ferrari to a Yugo on the track with us. No matter what you drive, you will get plenty of time on the track.

All cars and drivers will be subject to our usual safety and tech inspection procedures outlined below. 3-point or greater safety harnesses are required. Roll bars required for convertibles. All drivers at all times when on the course must wear safety helmets. Helmets must have a Snell Foundation rating of either M2015, SA2015, M2020 or SA2020.

Topic	Page
Planning Your Day .....	1
Corner Work .....	2
Track Information .....	2
Track Address, Phone Number, and Website .....	2
Locating the Track with GPS .....	2
Entering the Track Premises .....	2
Fuel. Racing Fuel .....	2
Food and Drink .....	2
Noise Control. Mufflers .....	3
Recommended Hotels .....	3
Trailer Parking .....	3
Event Schedule .....	3
Rules for You and Your Car .....	3
NECC Rule Book. ....	4
NECC Tech Inspection Process .....	4
Reminders.....	4
Contacts .....	4
Sample Tech Inspection Form .....	5
NYST Course Diagram.....	6

### **Planning Your Day**

1. Registration:
  - a. Register online at ClubRegistration.NET. Here is their web address:  
**[https://clubregistration.net/events/event-details.cfm?event\\_id=14387](https://clubregistration.net/events/event-details.cfm?event_id=14387)**
  - b. Register on or before May 18 to receive the discounted track-day registration price of \$325 per driver. After that, the price rises to \$375.
  - c. Want more savings? Visit our "Rebate Offer" web page at:  
**[https://www.corvair.org/chapters/necc/rebate\\_offer.html](https://www.corvair.org/chapters/necc/rebate_offer.html)**

2. Payment:
  - a. When you register for one of our track day events, ClubRegistration.Net will prompt you to pay the registration fee using your credit card. Please do so.
  - b. As a last resort, you can pay when you enter the track premises on the morning of the event, but pre-payment through ClubRegistration.NET is highly preferred.
3. Lodging:
  - a. Make your hotel reservation.
  - b. Refer to the Recommended Hotel section below.
4. Forms: Print and complete these two forms.
  - a. Technical Inspection form – a copy is provided below.
  - b. Bring the Tech Inspection Form to the track.
5. Car Number:
  - a. Approximately one week prior to the event, we will send an email to you with the car number we have selected for you.
  - b. Generally, it will be the same as the one you specified when you registered. However, when two or more drivers pick the same number, we will need to alter the number for one of them.
6. Arrival:
  - a. Park your track car in any of the spots in the upper or lower paddock areas.
  - b. Check-in at the NECC registration table located in the pole building located at the top of the hill. Pay if you haven't already done so.
  - c. Have your car number on upper right corner of windshield and on both sides of the car. Magnetic, tape or shoe polish numbers are acceptable.
  - d. Present your car and Tech Inspection form to the NECC tech inspector when you park in the field where the paddock is located.
  - e. Attend the mandatory drivers meeting. There, you will receive a wrist band that will serve as evidence that you've met the prerequisites for driving on the course.
  - f. Drivers who have registered for the Driving Instruction Session need to attend the special meeting that will be held for them. See the Schedule below for times.

## **Corner Work**

New York Safety Track will provide the corner workers. Drivers will not be called upon to perform this task.

## **Track Information**

### Track Address, Phone Number, and Website

New York Safety Track  
396 Zimmerman Road  
Jefferson, NY 12093.  
Website: [www.nyst.com](http://www.nyst.com)

### Locating the Track.

GPS Coordinates: 42.4867, -74.7807. Depending on the service, the town may come up as Davenport, Harpersfield, or Jefferson.

### Entering the Track Premises.

The main gate is generally open from 7:00 AM – 10:00 PM daily. When you first enter the premises, the track staff will require you to sign a waiver and release document. Please be prepared to accept the terms and conditions of that document.

### Fuel. Air.

Neither fuel nor air are available for sale at New York Safety Track, so be sure to tank-up before you arrive!

### Food and Drink.

NYST has a canteen that serves breakfast and lunch. It is usually open for NECC events. If not, food is available at locations within twenty minutes of the track.

### Noise Control.

The following paragraph is copied from the Car Rules document posted on the NYST website. It applies to our event:

*Sound levels will be monitored. Vehicles found to be over the limit will be asked to correct on the first offense, then not permitted to participate on subsequent offenses.*

## **Recommended Hotels**

For those who need lodging, we recommend the Super 8 at Oneonta / Cooperstown, located at 4973 State Highway 23, Oneonta, New York 13820-9802. (A straight run of about 22 minutes to the track.) You can make reservations by calling their front desk at 1-607-353-6875.

We also recommend the Super 8 at Cobleskill, located at 955 East Main Street, Cobleskill, New York 12043. However, the distance to the track is longer. (A 40-45 minute drive over the mountains to the track.) Their phone number is 1-518-254-6994.

The Super 8 chain is now owned by Wyndham and you can use Wyndham's online reservation system to book your room. This link will take you there. <https://www.wyndhamhotels.com/super-8>

The NYST website also recommends a number of hotels. If you are trailering your vehicle, be sure to ask about parking space for your rig.

## **Bringing Your Car on a Trailer?**

If you plan to stay overnight, make sure the hotel you choose has sufficient parking space for your trailer.

## **Event Schedule**

*Times shown below are approximations based on past experience.*

### Saturday at the Track.

Track gates open.....	7:00 AM
Check-in at NECC Registration Table.....	7:15 AM - 9:00 AM
Tech Inspection .....	7:15 AM - 9:00 AM
Driver's Instruction Group Meeting (See note below) .....	8:00 AM – 9:15 AM
Mandatory Drivers Meeting for <b>ALL</b> Drivers .....	8:30 AM – 8:45 AM
Group A Track Session.....	9:00 AM - 9:20 AM
Group B Track Session.....	9:20 AM - 9:40 AM
Group C Track Session.....	9:40 AM - 10:00 AM
Open Track (Run at will).....	10:20 AM - 12:00 PM
Lunch (Track closed).....	12:00 PM - 1:00 PM
Driver Instruction Group – On the track.....	1:00 PM - 1:15 PM
Open Track.....	1:15 PM - 2:30 PM
Timed Laps .....	3:00 PM - 4:30 PM
Open Track (Time permitting).....	4:30 PM - 5:00 PM

Note: Driver Instruction Group, (for those who have signed up in advance.) Before our 8:00 AM meeting, have your car inspected and ready to go on the track. We will break for the All Drivers Meeting at 8:30, and then reconvene till 9:15. For the 1st Sessions, we will go out together in Group C. Line up behind the instructor's car on the starting grid. Terry Stafford will be your instructor.

## **Rules for You and Your Car**

## NECC Rule Book.

NECC has comprehensive rules for cars and drivers who engage in high-speed events. They are posted at our website at:

[https://www.corvair.org/chapters/necc/rules/necc\\_rules\\_all\\_moving\\_events.pdf](https://www.corvair.org/chapters/necc/rules/necc_rules_all_moving_events.pdf)

NECC rules will be strictly enforced for cars and drivers.

## NECC Tech Inspection.

Failure to pass tech inspection will result in your car being disallowed from being driven on the course.

A sample copy of the NECC Tech Inspection form is included among the attachments to this document as a courtesy. You will receive an official copy of the NECC tech inspection form when we receive your payment. The official copy serves as proof of payment.

Before you leave home, please inspect your car using the official copy and make any necessary adjustments or repairs. Then, when you arrive at track, present your car and the official copy of the tech form to the NECC Tech Inspector, who will re-inspect your car on the spot.

If your car fails tech inspection, you may be due a **PARTIAL** refund of your registration fee depending on the circumstances. Check our Refund Policy at

[http://www.corvair.org/chapters/necc/rules/necc\\_rules\\_refund.pdf](http://www.corvair.org/chapters/necc/rules/necc_rules_refund.pdf)

## Reminders.

**LAP AND SHOULDER BELTS:** All vehicles must be equipped with lap and shoulder belts for the driver. Additionally, every Competition-type vehicle must have a minimum of a 4-point harness with 3 inch webbing. Competition-type vehicles are defined in the NECC Rule Book.

**ROLL BARS REQUIRED FOR OPEN CARS:** Any convertible or roadster must be equipped with a roll bar or roll cage. See:

[http://www.corvair.org/chapters/necc/rules/necc\\_roll\\_bar\\_specification.pdf](http://www.corvair.org/chapters/necc/rules/necc_roll_bar_specification.pdf)

**DRIVER HELMET:** All drivers at all times when on the course must wear safety helmets. Helmets must have a Snell Foundation rating of either M2015, SA2015, M2020 or SA2020. The rating is printed on a sticker located underneath the padding.

## **Contacts**

President: Brian O'Neill (NEW) ..... [oneill1258@juno.com](mailto:oneill1258@juno.com)  
Registration: Allan Lacki.....[redbat01@verizon.net](mailto:redbat01@verizon.net)  
Technical Inspection: John Egerton ..... [jegerton@ptd.net](mailto:jegerton@ptd.net)  
Driving Instructor ..... [terry\\_alexis@yahoo.com](mailto:terry_alexis@yahoo.com)  
Timing & Scoring: Allan Lacki ..... [redbat01@verizon.net](mailto:redbat01@verizon.net)  
Track Operations: Ray Zabinski ..... [ray.zabinski@vonroll.com](mailto:ray.zabinski@vonroll.com)  
Or, call Brian O'Neill at (973) 729-5586

# NECC Technical Inspection Form



Owner's Name \_\_\_\_\_

Vehicle Color \_\_\_\_\_

Vehicle Number(s) \_\_\_\_\_

www.neccmotorsports.com

Owner/Driver(s) must present car with all items completed. Inspectors will check compliance.


		Owner	Inspector
Exterior:	Number Visible- Front, Sides	_____	_____
	All glass and netting intact <sup>1d</sup>	_____	_____
Wheels:	Hub caps/trim rings off	_____	_____
	Lug nuts—correct type	_____	_____
	Lug nuts—tight	_____	_____
Tires:	Tread depth of 1/16" min. on DOT tires	_____	_____
	No cuts, bulges, visible cord, etc.	_____	_____
	Valve stems serviceable	_____	_____
Trunk & Gas Cap:	Loose items, jack & spare out	_____	_____
	Master cylinder full	_____	_____
	Gas cap secure	_____	_____
Mirrors:	1 inside or 2 outside	_____	_____
Front Suspension:	Wheel bearings	_____	_____
	Ball joints (Jack-Up-Test)	_____	_____
	Steering components	_____	_____
	Brake hoses	_____	_____
	Sufficient shock damping	_____	_____
	Chassis clearance	_____	_____
Rear Suspension:	Bearings, joints, bushings	_____	_____
	Sufficient shock damping	_____	_____
Interior:	Loose & removable items out	_____	_____
	Extinguisher, if present, secure <sup>1c</sup>	_____	_____
	Roll bar/cage, if req'd, to spec <sup>1b &amp; 2</sup>	_____	_____
	Seat belt to spec <sup>1a</sup>	_____	_____
Brakes:	Hard-Harder test	_____	_____
	Functional Brake Light(s)	_____	_____
Engine & Undercarriage	Spare, jack, loose items out	_____	_____
	Fluid leaks	_____	_____
Battery:	Secure	_____	_____
Helmet:	Snell SA or M 2015 or later	_____	_____
Clothing	Long pants/sleeves, fire resistant	_____	_____

Owner/Driver Signature \_\_\_\_\_ NECC Inspector's Initials \_\_\_\_\_

Owners and Drivers are responsible for preparing and maintaining participating vehicles in safe condition. NECC and its representatives and affiliates are not responsible for the failure of any components or for any incidents related or consequential to such failure. For more information, see NECC Rulebook for Cars and Drivers at [neccmotorsports.com](http://neccmotorsports.com).

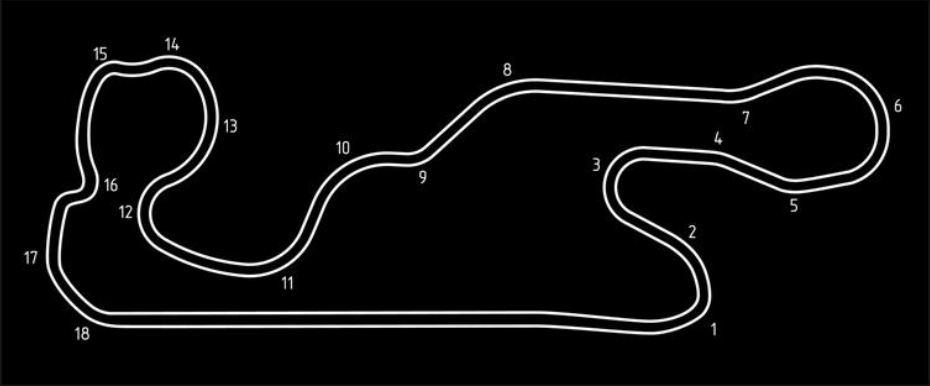
1. Competition-Prepared Vehicles must be equipped with (a) 3-point body restraint belts with 2" webbing or better, (b) braced roll bar or cage, (c) fire extinguisher or other fire suppression system, and (d) driver window netting where practicable. A Competition-Prepared Vehicle is one that either (a) was manufactured specifically for racing, such as a formula racing car, or (b) is not street-legal because it lacks equipment or features the law requires to allow one to operate it legally on public roads at any time and without restriction.
2. Convertibles must be equipped with roll bar or cage. Factory roll bars generally acceptable.
3. See NECC Rulebook for Cars and Drivers for full explanation of clothing requirement


# NEW YORK SAFETY TRACK COURSE DIAGRAM



[HOME](#)[CONTACT](#)[SCHOOL](#)[CALENDAR](#)[EVENT REGISTRATION](#)[RENTALS](#)[FACILITIES](#)[PHOTOS](#)

Track Info





Length - 2.2 miles

Turns - 18

Elevation Change - 450 feet

Hills/Drops - 7