

High Performance Driving at Pocono Raceway
Saturday July 20, 2024
Event Guide



NECC is proud to bring you a day of high-performance driving at Pocono Raceway's North Course.

The Event:

Our high-performance driving event consists of tech inspection, group driving sessions and open-track driving sessions throughout the day. Timed laps begin mid-afternoon. No transponders necessary; we'll be using a stop watch timing system with two timers on each car.

All makes and models of cars are welcome to participate in this event including unmodified factory street cars as well as cars modified for track use. Our starting grid often includes Porsches, Mazdas, Mustangs, Corvettes, Camaros, Mini Coopers, Corvairs and more. We have had everything from a Ferrari to a Yugo on the track with us. No matter what you drive, you will get plenty of time on the track.

All cars and drivers will be subject to our usual safety and tech inspection procedures outlined below. 3-point or greater safety harnesses are required. Roll bars required for convertibles. All drivers at all times when on the course must wear safety helmets. Helmets must have a Snell Foundation rating of either M2015, SA2015, M2020 or SA2020.

Table of Contents	Page
Planning Your Day.....	1
Corner Work.....	2
Track Information.....	2
Track Address, Phone Number, and Website	2
Entering the Track Premises.....	2
Fuel. Racing Fuel	2
Food and Drink.....	2
Recommended Hotel	3
Trailer Parking.....	3
Event Schedule	3
Rules for You and Your Car.....	3
NECC Rule Book.....	4
NECC Tech Inspection Process.....	4
Reminders.....	4
Contacts	4
Driver Information Document (Print & sign)	5
Tech Inspection Form (Print & fill it out).....	7
Map & Directions - Track and Recommended Hotel	8

Planning Your Day

1. Registration:
 - a. Register online at ClubRegistration.NET. Here is their web address:
https://clubregistration.net/events/event-details.cfm?event_id=14388
 - b. Register on or before July 6 to receive the discounted track-day registration price of \$325 per driver. After that, the price rises to \$375.
 - c. Want more savings? Check out our NYST / Pocono combo deal at:
https://clubregistration.net/events/event-details.cfm?event_id=14389
2. Payment:
 - a. When you register for one of our track day events, ClubRegistration.Net will prompt you to pay the registration fee using your credit card. Please do so.

- b. As a last resort, you can pay when you enter the track premises on the morning of the event, but pre-payment through ClubRegistration.NET is highly preferred. .
- 3. Lodging:
 - a. Make your hotel reservation.
 - b. Refer to the Recommended Hotel section below.
- 4. Forms: Print and complete these two forms.
 - a. Driver Information Document – a copy is provided below,
 - b. Technical Inspection form – a copy is provided below..
 - c. Bring both – the Driver Information Document and your completed Tech form - to the track.
- 5. Car Number:
 - a. Approximately one week prior to the event, we will send an email to you with the car number we have selected for you.
 - b. Generally, it will be the same as the one you specified when you registered. However, when two or more drivers pick the same number, we will need to alter the number for one of them.
- 6. Arrival:
 - a. Park your track car in the garages that have been assigned to NECC for this event.
 - b. Check-in at the NECC registration table located in the garages that have been assigned to NECC for our event. Pay if you haven't already done so.
 - c. Have your car number on upper right corner of windshield and on both sides of the car. Magnetic, tape or shoe polish numbers are acceptable.
 - d. Present your car, Driver Information Document and Tech Inspection form to the NECC tech inspector when you park in the garages that have been assigned to us. Copies are included below.
 - e. Attend the mandatory drivers meeting. There, you will receive a wrist band that will serve as evidence that you've met the prerequisites for driving on the course.
 - f. Drivers who have registered for the Driving Instruction Session need to attend the special meeting that will be held for them. See the Schedule below for times.

Corner Work

NECC will make reasonable efforts to recruit guests of the drivers to do corner work. If insufficient people volunteer to do corner work, drivers will be expected to alternate between driving on the track and doing corner work throughout the day.

Track Information

Track Address, Phone Number, and Website

Pocono Raceway
1234 Long Pond Road
Long Pond, PA 18334
Website: <http://www.poconoraceway.com/>
GPS Coordinates: Latitude 41o03'30.116"N. Longitude: -75o29'58.614"S.

Entering the Premises

Gate opens at 7 AM and closes at 7 PM. The track opens at 8 AM and closes at 6 PM. When you first enter the premises, the track staff will require you to sign a waiver and release document. Please be prepared to accept the terms and conditions of this document. After signing the release, drive to the garages at North Course.

Fuel. Racing Fuel.

Sunoco 98 and 100 octane is available at the track. Expect sticker shock! Compressed air is also available.

Food and Drink.

Do not assume the track canteen will be open. There are fast food establishments on Route PA 115, a few miles north of the intersection with I-80 which you can visit during our lunch hour.

Recommended Hotel

The Village at Pocono traditionally serves as our recommended hotel for Pocono. However, because our date is at the height of tourist season, it may be completely booked by the time you read this.

The Village at Pocono
1308 Foyt Road Long Pond PA 18334 1-800-2-Pocono
<https://www.villageatpocono.com/>

There are several other hotels within a half hour of the track. The Best Western Inn At Blakeslee-Pocono is just 7 minutes away and has trailer parking.

Best Western Inn at Blakeslee-Pocono
107 Parkside Ave, Blakeslee, PA 18610 (570) 646-6000
tinyurl.com/4ned9rrj

The Fairfield Inn & Suites Stroudsburg Bartonsville/Poconos is highly rated, is within a short distance of several dining options, and approximately 25 minutes away. Inquire about trailer parking if you plan to stay there.

294 Frantz Rd, Stroudsburg, PA 18360
(570) 421-0100 (Front desk phone)
tinyurl.com/4zf3hrs3

Bringing Your Car on a Trailer?

If you plan to stay overnight, make sure the hotel you choose has sufficient parking space for your trailer.

Event Schedule

Times shown below are approximations based on past experience.

Saturday at the Track.

Track gates open.....	7:00 AM
Check-in at NECC table in the garages.....	7:15 AM - 9:00 AM
Tech Inspection.....	7:15 AM - 9:00 AM
Drivers Instruction Group Meeting (See note below)	8:00 AM – 9:15 AM
Mandatory Drivers Meeting for ALL Drivers	8:30 AM – 8:45 AM
Group A Track Session.....	9:00 AM - 9:20 AM
Group B Track Session.....	9:20 AM - 9:40 AM
Group C Track Session.....	9:40 AM - 10:00 AM
Open Track (Run at Will).....	10:20 AM - 12:00 PM
Lunch (Track Closed).....	12:00 PM - 1:00 PM
Driver Instruction Group – On the Track.....	1:00 PM - 1:15 PM
Open Track (Run at Will).....	1:15 PM - 2:30 PM
Timed Laps	3:00 PM - 4:30 PM
Open Track (Time permitting).....	4:30 PM - 5:00 PM

Note: Driver Instruction Group, (for those who have signed up in advance.) Before our 8:00 AM meeting, have your car inspected and ready to go on the track. We will break for the All Drivers Meeting at 8:30, and then reconvene till 9:15. For the 1st session, we will go out together in Group C. Line up behind the instructor's car. Terry Stafford is the instructor.

Rules for You and Your Car

NECC Rule Book.

NECC has comprehensive rules for cars and drivers who engage in high-speed events. They are posted at our website at:

https://www.corvair.org/chapters/necc/rules/necc_rules_all_moving_events.pdf

NECC rules will be strictly enforced for cars and drivers.

NECC Tech Inspection.

Failure to pass tech inspection will result in your car being disallowed from being driven on the course.

A copy of the NECC Tech Inspection form is included among the attachments to this document.

Before you leave home, please inspect your car using the tech inspection form and make any necessary adjustments or repairs. Then, when you arrive at track, present your car and the official copy of the tech form to the NECC Tech Inspector, who will re-inspect your car on the spot.

If your car fails tech inspection, you may be due a PARTIAL refund of your registration fee depending on the circumstances. Check our Refund Policy at

http://www.corvair.org/chapters/necc/rules/necc_rules_refund.pdf

Reminders.

LAP AND SHOULDER BELTS: All vehicles must be equipped with lap and shoulder belts for the driver. Additionally, every Competition-type vehicle must have a minimum of a 4-point harness with 3 inch webbing. Competition-type vehicles are defined in the NECC Rule Book.

ROLL BARS REQUIRED FOR OPEN CARS: Any convertible or roadster must be equipped with a roll bar or roll cage. Factory roll-bars are generally OK. See:

http://www.corvair.org/chapters/necc/rules/necc_roll_bar_specification.pdf

DRIVER HELMET: All drivers at all times when on the course must wear safety helmets. Helmets must have a Snell Foundation rating of either M2015, SA2015, M2020 or SA2020. The rating is printed on a sticker located underneath the padding.

Contacts

President: Brian O'Neill oneill1258@juno.com
Registration: Allan Lacki redbat01@verizon.net
Technical Inspection: John Egerton jegerton@ptd.net
Driving Instructor terry_alexis@yahoo.com
Timing & Scoring: Allan Lacki redbat01@verizon.net
Track Operations: Ray Zabinski ray.zabinski@vonroll.com
Or, call Brian O'Neill at (973) 729-5586

DRIVER INFORMATION DOCUMENT

PLEASE READ AND UNDERSTAND THE FOLLOWING RULES AND INSTRUCTIONS. .

SAFETY. Safety is our prime concern. *We will have participants with different cars, speed and experience.* Please be conscious of this and courteous to others. Remember, this is PRACTICE-NOT RACING. Have fun.

PRINT, READ & SIGN. Print, read, sign and submit this document at the NECC table located in the Pocono garages that have been assigned to NECC.

TECH INSPECTION. Tech forms will be completed and signed by car owner and placed on windshield.

1. Driver will be in driver's seat with helmet present but not worn at time of inspection.
2. Inspector will have driver show the Snell date rating of the helmet being used, (Snell 2015 or newer), and also apply the brakes to verify that the brake lights are functional.
3. Inspector will not touch vehicle or helmet. If brake lights are functional and the helmet conforms to specifications, inspector will sign the inspection form, place it back on the windshield, and attach an inspection sticker to the top of the driver's side windshield.
4. For High Performance Driving: Long sleeve shirt and long pants (cotton blend minimum), wrist band, all loose items out of car. Helmets must have a Snell Foundation rating of either M2015, SA2015, M2020 or SA2020.
5. Driver will take inspection form and the signed driver information sheet to the NECC table at the track, turn both forms in, and receive a wristband. Both inspection sticker on the car and wristband on the driver must be present for entrance on the track.

GROUP ASSIGNMENTS & CAR NUMBERING. We will inform you of your Group assignments when you check-in. Have your car number on upper right corner of windshield and on both sides of the car. Magnetic, tape or shoe polish numbers are acceptable.

FLAGS

RED- Safely stop where you are and pull off track. Do not move.

STANDING YELLOW- Slow down and be alert. NO PASSING!


WAVING YELLOW- Problem ahead. Use extreme caution.

GREEN- Track is clear. Hammer it!

STANDING BLACK- Track is closed.

POINTED BLACK- Come in. A problem with you or your car.

CHECKERED- Practice session or timed laps are finished.



PRACTICE SESSIONS. The event begins with group sessions following the enclosed schedule.

At the end of the group sessions, the track is open. While Group C is on the track, all other participants can start staging for the open session. Whenever you want track time, get in line. Run as long as you want. Obey flags. You may be flagged in to give others a chance to run. If black-flagged you can get back in line.

- DURING GROUP SESSIONS, first few laps will be under yellow to allow familiarization of course. Space yourself out.
- NO PASSING. NO RACING.
- No passengers/instructors at any time without pit marshal approval.
- Obey flags. Acknowledge flags by waving at ALL Corner workers during warm up session.
- Second black flag for violations means go home.
- Move off line prior to coming into pits.

- If two (or more) wheels come off course-come in. Stop for check on pit road. No other stopping allowed on pit road.

OPEN TRACK. Same rules apply except:

- Passing allowed but **ONLY ON THE MAIN STRAIGHT.**
- It is the responsibility of the car doing passing to move off line and finish the pass **BEFORE** entry into the corner.
- **DO NOT RACE OTHER DRIVERS INTO THE CORNER. NO LATE PASSING.**
- Cars being passed must hold their line while being passed.

TIMED LAPS PROCEDURES. There is no particular order in which timed runs are conducted. At the start of timed runs, line up on pit road. Leave enough room in front of your car so that you can be pulled out of line because we often pair up cars based on demonstrated speed.

Your first lap before you take the green flag is the warm-up lap. After you take the green flag continue to drive until you see the checkered flag. *If for some reason our timing personnel have missed one of your laps or are not satisfied, you will be given an extra lap.* Do not confuse the issue by counting the laps yourself. When you receive the checkered flag take one more lap at a slightly reduced speed and enter the pits before you cross the start finish line.

- Entry lap starting from pit road.
- If two drivers share the same car, tell pit marshal what number is running.
- Exit lap. Enter pits. Maintain reasonable speed.
- If you catch a car-don't interfere with his run. Do not pass!
- Do not pull in! We will know and you will be awarded extra laps as needed.
- Continue to do hot laps until you see the checkered flag.
- Do not bother the timing personnel. Times posted as soon as possible.

DRIVER SIGNATURE:_____

DRIVER NAME (Please print):_____

NECC Technical Inspection Form



Owner's Name _____

Vehicle Color _____ Vehicle Number(s) _____

www.neccmotorsports.com

Owner/Driver(s) must present car with all items completed. Inspectors will check compliance.

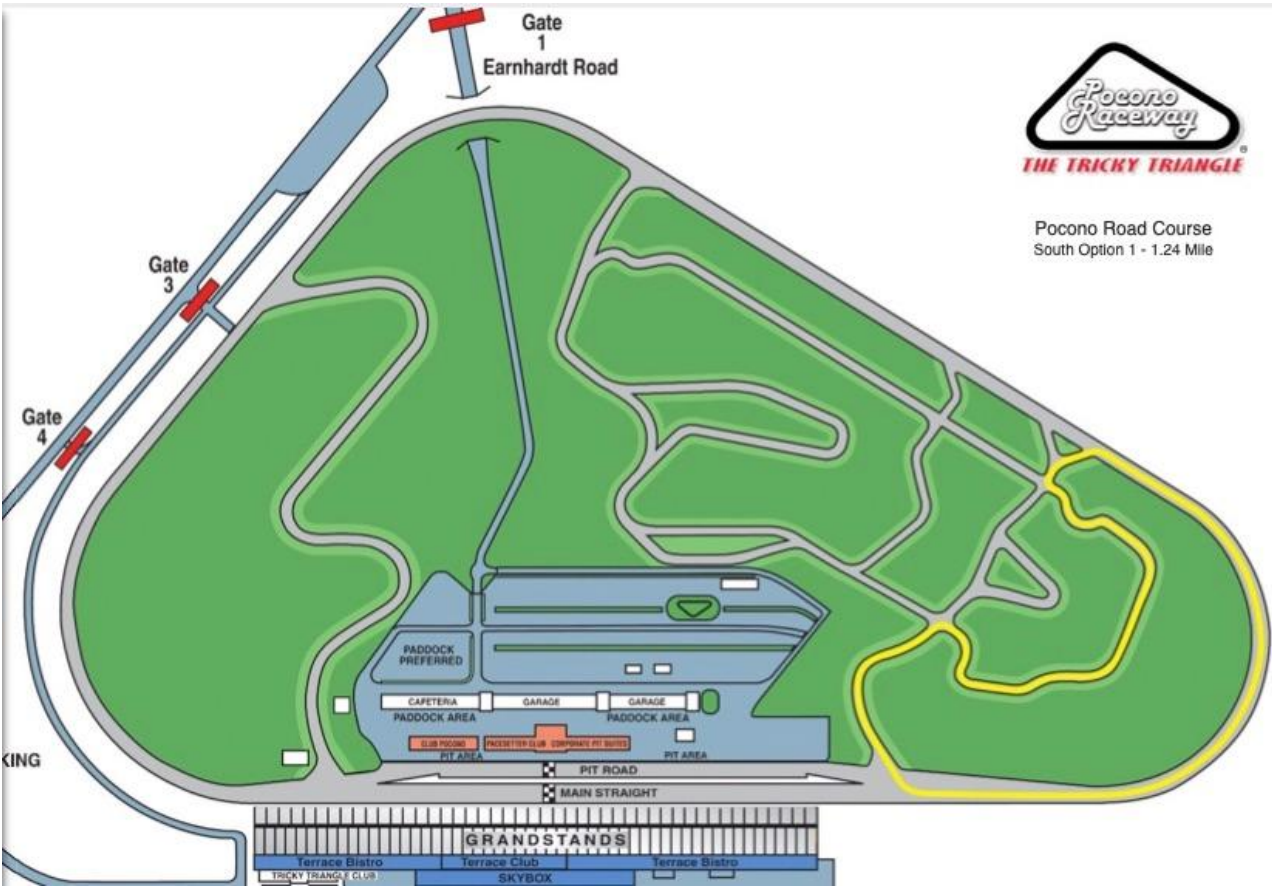
		Owner	Inspector
Exterior:	Number Visible- Front, Sides	_____	_____
	All glass and netting intact ^{1d}	_____	_____
Wheels:	Hub caps/trim rings off	_____	_____
	Lug nuts—correct type	_____	_____
	Lug nuts—tight	_____	_____
Tires:	Tread depth of 1/16" min. on DOT tires	_____	_____
	No cuts, bulges, visible cord, etc.	_____	_____
	Valve stems serviceable	_____	_____
Trunk & Gas Cap:	Loose items, jack & spare out	_____	_____
	Master cylinder full	_____	_____
	Gas cap secure	_____	_____
Mirrors:	1 inside or 2 outside	_____	_____
Front Suspension:	Wheel bearings	_____	_____
	Ball joints (Jack-Up-Test)	_____	_____
	Steering components	_____	_____
	Brake hoses	_____	_____
	Sufficient shock damping	_____	_____
	Chassis clearance	_____	_____
Rear Suspension:	Bearings, joints, bushings	_____	_____
	Sufficient shock damping	_____	_____
Interior:	Loose & removable items out	_____	_____
	Extinguisher, if present, secure ^{1c}	_____	_____
	Roll bar/cage, if req'd, to spec ^{1b & 2}	_____	_____
	Seat belt to spec ^{1a}	_____	_____
Brakes:	Hard-Harder test	_____	_____
	Functional Brake Light(s)	_____	_____
Engine & Undercarriage	Spare, jack, loose items out	_____	_____
	Fluid leaks	_____	_____
Battery:	Secure	_____	_____
Helmet:	Snell SA or M 2015 or later	_____	_____
Clothing	Long pants/sleeves, fire resistant	_____	_____

Owner/Driver Signature _____ NECC Inspector's Initials _____

Owners and Drivers are responsible for preparing and maintaining participating vehicles in safe condition. NECC and its representatives and affiliates are not responsible for the failure of any components or for any incidents related or consequential to such failure. For more information, see NECC Rulebook for Cars and Drivers at neccmotorsports.com.

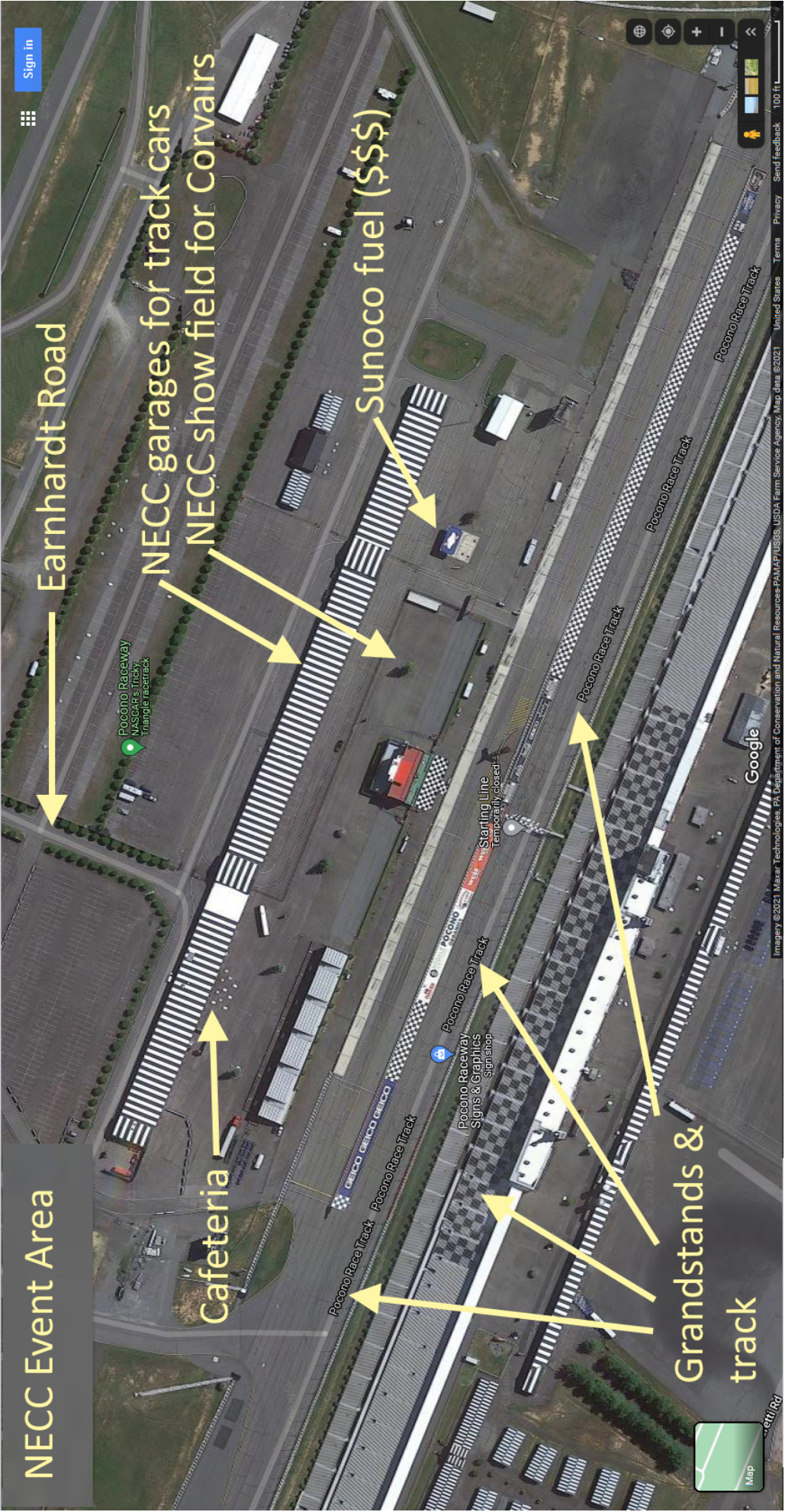
1. Competition-Prepared Vehicles must be equipped with (a) 3-point body restraint belts with 2" webbing or better, (b) braced roll bar or cage, (c) fire extinguisher or other fire suppression system, and (d) driver window netting where practicable. A Competition-Prepared Vehicle is one that either (a) was manufactured specifically for racing, such as a formula racing car, or (b) is not street-legal because it lacks equipment or features the law requires to allow one to operate it legally on public roads at any time and without restriction.
2. Convertibles must be equipped with roll bar or cage. Factory roll bars generally acceptable.
3. See NECC Rulebook for Cars and Drivers for full explanation of clothing requirements

Directions to Pocono Raceway & The Village at Pocono



Here is a diagram showing the entire Pocono Raceway complex. The Pocono South Course is highlighted in yellow.





Directions to Pocono Raceway & The Village at Pocono

Pocono Raceway
1234 Long Pond Road
Long Pond, PA 18334

The Village at Pocono
1308 Foyt Road (Off Andretti Drive)
Long Pond PA 18334

GPS Coordinates: Latitude 41°03'30.116"N. Longitude: -75°29'58.614"S.

From I-80 East: Take Interstate 80 West to Exit 284 for PA-115 towards Blakeslee. Make left onto PA-115 South. Take PA-115 South for 3.2 miles to arrive at Pocono Raceway.

From I-80 West: Take I-80 East to Exit 284 for PA-115 toward Blakeslee. Make right onto PA-115 South. Take PA-115 South for 3.4 miles to arrive at Pocono Raceway.

From I-81 North: Take I-81 North to I-80 East. Take I-80 East to Exit 284 for PA-115 toward Blakeslee. Make right onto PA-115 South. Take PA-115 South for 3.4 miles to arrive at Pocono Raceway.

From I-81 South: Take I-81 South to exit 151A to merge onto I-80 East. Take I-80 East for 23.8 miles to Exit 284 for PA-115 towards Blakeslee. Make right onto PA-115 South. Take PA-115 South for 3.2 miles to arrive at Pocono Raceway.

From I-476 North: Take I-486 N to Exit 95 to merge onto I-80 East. Take I-80 East for 23.8 miles to Exit 284 for PA-115 towards Blakeslee. Make right onto PA-115 South. Take PA-115 South for 3.2 miles to arrive at Pocono Raceway.

From I-476 South: Take I-486 S to Exit 95 to merge onto I-80 East. Take I-80 East for 23.8 miles to Exit 284 for PA-115 towards Blakeslee. Make right onto PA-115 South. Take PA-115 South for 3.2 miles to arrive at Pocono Raceway.

From I-78 East: Take I-78 East to Route I-476/PA-309 N/PA Turnpike. Take I-486 N to Exit 95 to merge onto I-80 East. Take I-80 East for 23.8 miles to Exit 284 for PA-115 towards Blakeslee. Make right onto PA-115 South. Take PA-115 South for 3.2 miles to arrive at Pocono Raceway.

From I-78 West: Take I-78 West to Exit 71 to merge onto PA-33 South towards US-22/Stroudsburg. Take PA-33 North for 22.6 miles to the US-209 South towards Lehighton Exit. Take US-209 South for 5.7 miles. Make slight right onto PA-115 North. Take PA-115 North for 12.1 miles to arrive at Pocono Raceway.