

FEB. 92

The third common leak is around the front trim and trunk lock assembly mounting studs. There are five of these studs, with the nuts located inside the trunk. Remove these nuts (one at a time), add silicone rubber or body caulking to the base of the stud, and retighten the nut.

Two final recommendations. Drill a 1/4" hole in the lowest part of the trunk floor to allow any accumulated water to drain out. Also, remove the "protective" rubber mat from the trunk floor. That mat traps and holds water on the trunk floor and will cause the floor to rot out fast.

Thanks to Harry Yarnell, Chesapeake Corvair

NEXT MEETING TUESDAY, FEBRUARY 25 ---- 8 P.M.

After our regular business meeting, we plan to have a slide show hosted by Jay Smith. Jay "grew up" in our Club and, as most know, he is an Eagle Scout. Last summer Jay attended the World Jamboree in Sorak National Park, Korea. On the four-week excursion he served as Senior Patrol Leader for the "troop" made up of boys from the northeastern United States. His slides include Hawaii, Japan and Korea. Jay will be home from Gannon University for this meeting.

FEB. 92

FOR SALE

"World's Greatest Refrigerator Magnets", 2 X 3 1/2", shows CORVAIR logo and pix of 4 vehicles: Early convertible, Lakewood, late coupe, Corvan

BLUE or RED on WHITE background \$3.00 ea. (By mail, please add \$.25 for postage)

1962 Lakewood model kit, resin, 1/25, like AMT plastic. Needs steering wheel/tires/hubs from '61-'62 Johan Olds F-85 build complete \$48.00 (By mail - \$2.00 postage).

Joe Darinsig 1751 Chesley Road, York, PA 17403-4001  
Phone: 717-845-9347

Corvair Promo Models -- all mint w/box except where noted:

- '60 Sedan, M. Green \$170.00
- '60 Sedan, Silver/White top, typical warp, \$50.00
- '62 Coupe, Autumn Gold \$180.00
- '62 Coupe, Roman Red \$200.00
- '63 Convertible, rare Marina Aqua, cracked/repaired A-pillar \$180.00
- '63 Coupe, Autumn Gold \$180.00
- '64 Coupe. Meadow Green \$170.00
- '65 Hardtop, Artesian Turquoise \$130.00
- '65 Hardtop, Silver Blue \$130.00

+\$5.00 to ship UPS/Insured  
(any size order)

WILL BUILD a late model Corvair model car of your live Corvair. Perfect match to your colors -- \$200 for 1966-1969. 1965, if I have parts available -- \$225 -- 4-door, ADD \$50

Dan Lefever 135 Strasburg Pike, Lancaster, PA 17602  
Phone: 717-393-5870

FEB 92

FIVE YEARS AGO IN THE JOURNAL

By Al Friend

NEW OFFICERS FOR 1987:

Dale Smith, President  
Bob Hieber, Vice President  
Gayle Gundlach, Secretary  
Irene Artzberger, Treasurer

Bill Artzberger published a tech tip about an oil pressure sending unit that lights up the idiot light at 8-15 lbs. rather than 3-5 lbs. (ECHLIN #OP-6415).

"New" '69 Vairs were advertised in the "Wall Street Journal" (copy cats!) for \$14,500 convertible and \$12,000 coupe.

Pat Greenwald graduated from college, and we all signed a card for her.

Bob Hieber presented a tech session on the late model charging system.

In the February, '87 "PREZ SEZ", the Prez asked members to pass on tech topic ideas to VP Bob. Excitement and enthusiasm were the words for 1987!!!!

STOP CARRYING WATER IN YOUR TRUNK . . . . .


fix those leaks in problem areas.

You say you've got water in your trunk after an April shower or a car wash? Well, it's not supposed to be there. Water enters the late model trunks primarily from three common places, all of which are easily resealable, assuming you have no obvious holes in the trunk cavity.

Corvairs have a tendency to develop such holes, usually at the wheelhouse seams and trunk bottoms. The bottom rusts from the inside out because of rain leaks. Wheelhouse holes are caused by water and salt eating out the metal seams, made worse by poorly adhering undercoating in the wheel cavity. Repair any obvious holes first, before going after the common leaks.


One common leak allows water to enter from the trunk rain gutter, up near the trunk lid hinges. This is due to cracks (small ones at that), which develop with age in the dum-dum sealer used to smooth over metal seams not normally visible. To be specific, these cracks usually develop at seams in the bottom of the rain gutter, starting near the edge of the louvered vent sheet metal panel, and continuing on across the gutter about four inches. They are closer to the fender than the weather stripping. Reseal them with clear silicone rubber.

A second common leak is around the headlight buckets. The cure for these is to remove the headlight bezel (3 Phillips screws), the headlight pod (3 Phillips screws) and reseal the edges of the bucket with silicone rubber. Then reinstall the removed pieces.





## Hello, Remember Me?



Some people call me Old Glory, others call me the Star Spangled Banner, but whatever they call me, I am your Flag, the Flag of the United States of America . . . something has been bothering me, so I thought I might talk it over with you . . . because it is about you and me.

I remember some time ago people lined up on both sides of the street to watch the parade and naturally I was leading every parade, proudly waving in the breeze, when your daddy saw me coming, he immediately removed his hat and placed it against his left shoulder so that the hand was directly over his heart . . . remember?

And you, I remember you. Standing there straight as a soldier. You didn't have a hat, but you were giving the right salute. Remember little sister? Not to be outdone, she was saluting the same as you with her right hand over her heart . . . remember?

What happened? I'm still the same old flag. Oh, I have a few more Stars since you were a boy. A lot more blood has been shed since those parades of long ago.

But now I don't feel as proud as I used to. When I come down your street you just stand there with your hands in your pockets and I may get a small glance and then you look away. Then I see the children running around you shouting . . . they don't seem to know who I am . . . I saw one man take his hat off then look around, he didn't see anybody else with theirs off so he quickly put his back on.

Is it a sin to be patriotic anymore? Have you forgotten what I stand for and where I've been? . . . Anzio, Guadalcanal, Korea and Vietnam. Take a look at the Memorial Honor Rolls sometimes, of those who never came back to keep this Republic free . . . One Nation Under God . . . when you salute me, you are actually saluting them.

Well, it won't be long until I'll be coming down your street again. So, when you see me, stand straight, place your right hand over your heart . . . and I'll salute you, by waving back . . . and I'll know that . . .

You Remembered!

### FILLER PIPE FUMES

If you're using a stock oil filler cap, it's probably leaking oil fumes and keeping your engine compartment messy. Try cutting the toe off an old white sock and putting it over your oil filler pipe and cap, held in place by a rubber band (a Kleenex and rubber band cover also works). If the cap is leaking fumes, the white cover will begin to turn brown within a few minutes. One of mine did immediately, the other took nearly 100 miles of driving. But they both became saturated with oil.

I replaced the paper disc in the cap with a circle cut from 1/16-inch "cork/rubber" gasket material; now my white stocking stays white and my engine stays clean.

J. F. Rittenhouse

### OFFICERS & DIRECTORS

PLEASE SAVE THIS LIST OF 1992 OFFICERS FOR READY REFERENCE -- PLEASE SEND OR CALL THESE FOLKS WITH YOUR COMMENTS AND CONSTRUCTIVE SUGGESTIONS:

President:	WAYNE JONES (JUDY) 3205 BelAir Drive Pittsburgh, PA 15227 882-2109	Vice Pres:	DON BAKER (JOANNE) 12461 Larimer Avenue North Huntingdon, PA 15642 863-3770
Secretary:	PAT GREENWALD 415 Crestview Drive Pittsburgh, PA 15239 795-5719	Treasurer:	CAROLE FRIEND (AL) 3677 Forbes Trail Murrysville, PA 15668 325-2588

#### Board Members:

Sandy Artzberger (Jim)	367-8987
Bill Brill (Jean)	837-5082
Dave Fabyonic (Jan)	327-7361
Hal Goff (Debbie)	653-6061
John Gundlach (Gayle)	352-4205
Bob McCune	856-9392

Newsletter Editor: ELLEN SMITH (DALE)  
634 Arden Lane  
Pittsburgh, PA 15243  
563-4047  
561-5050 Office  
561-2242 Fax

(Material must be received by the 10th for publication that month)

## **Owning A CORVAIR**



is not a matter of life or death . . . .  
it's much more important than that!


We are having a Board meeting in a couple of weeks -- going to try to make the events around and with the cars.

This newsletter will have the names and phone numbers of the Officers and Board. If you have an idea or suggestion, call or write and let us know. Or attend a meeting and tell us.


Let's have a big turnout at the February meeting. Some of you. lost souls, SHOW UP!

Wayne

# CORVAIR vs. FALCON



ALL-NEW CORVAIR



FALCON

## PRICES

MODELS and MAJOR EQUIPMENT	CORVAIR	FALCON
2-DOOR	\$1,984.00	\$1,912.00
4-DOOR	2,038.00	1,974.00
AUTOMATIC TRANSMISSION	145.80	159.40
TWO-TONE PAINT	10.80	16.80
WHITewALL TIRES	20.95	28.70
WHEEL DISCS	10.80	16.00
ELECTRIC WINDSHIELD WIPERS	STANDARD	9.65

From the Editor . . . . .

Congratulations and thank you to our new officers for the new year. By the time this gets to you, the new Board of Directors will not have had their planning meeting. We are looking forward to an active, fun-filled year.

Another note of thanks needs to be extended by the Club to Laurie Maglietta for her three years as Editor of the Vair Street Journal. I can tell you from experience that this can be a thankless, exasperating job. Thank you, Laurie, for your faithfulness in putting out lots of good Journals.

In order for me to get the Journal out to you in time for each monthly meeting, I am setting the 10th of the month as a deadline for articles, ads, or whatever, to get into the Journal. I would encourage any and all of you to send me things. We have had interesting articles in the past sharing adventures with Corvairs -- near and far. Write up your latest trip or happening, and we'll print all but the profanity! (Corvairs can cause some, so I've heard.) CORSA now regularly carries "Greasepots and Lace Curtains" from the Mrs. Corvairs of the world. I know there are lots of stories to tell -- so jot them down and send them along to:

ELLEN SMITH  
634 Arden Lane  
Pittsburgh, PA 15243  
563-4047


Your input is what keeps this magazine yours. Please contribute!

Ellen

Prez. Sez . . . . .

All right! So 20 other people, besides Judy and I, ventured out in the snow and cold to attend the After-the-Holidays Party. How many would have been there if the weather had been nice? Not many more. Those who attended were the people on my doer list! These are the main core of the Club. They attend almost everything! Now, you are not expected to attend everything; but how about showing up occasionally -- so we get to know you -- but don't be a belonger -- that's a person who belongs to the Corvair Club -- and that's it. "Belongs" -- pays dues and that's all. Do you fit this group?

This year I'm going to try to bring the Club back to basics. This Club was formed because of a little car, with an air-cooled engine in the rear. This is going to be my first priority! So if you have a Corvair, when the weather is nice, bring it to the meetings -- bring it to Club events -- let others see your car -- talk about it -- show it off, if you so desire -- that's what it's all about.



# How to make your Corvair into a Gran Turismo SPRINT

(Do it yourself by ordering here, or John Fitch will do it for you.)

## 1 SPRINT 4 CARB. ENGINE KIT GIVES MUSCULAR 155 HP

Extra power all the way up to 5900 rpm, over 80 mph in third! Smooth, economical and practical (normal chokes) with power when you need it. 145 HP on pre-64 engines. Easy-to-install kit includes carburetors, linkage, air cleaners (order mufflers below for full power), with detailed instructions anyone can follow using ordinary hand tools .....\$92.50

## FREE-BREATHING STAGE I SPRINT ENGINE GIVES 125 HP, 25% IMPROVEMENT IN ZERO TO 60

Easily installed in 60 minutes with the complete instructions provided. Boosts engine performance with full reliability and normal service. 120 HP on pre-64 engines. Includes tuned exhaust system, special air filters, and carburetor jets .....\$53.50

## 2 HIGH EFFICIENCY TUNED SPRINT MUFFLERS

Absolutely essential for free, efficient engine breathing. Eliminates almost all back pressure. Deep sound but not loud. Very simple installation .....\$44.95

## 3 SPRINT TACHOMETER LETS YOU GET THE MOST OUT OF YOUR ENGINE

Accurate readings without lag tell you when to shift for maximum power or greatest economy. Transistorized for reliability. Completely self contained and illuminated. With cast aluminum Tach Case for mounting on top of cowl, in black crackle finish .....\$44.95

## SPRINT HANDLING COMPONENTS

### 4 BIGGEST HANDLING IMPROVEMENT OF ANY SET-UP ON THE ROAD

Specially calibrated rear springs and shocks eliminate wandering in cross wind, pitch, and sway. Takes full advantage of independent rear suspension. The ride is flat and secure. Gives you full use of power improvements. Permits precision driving in complete comfort. Install in one hour. (state year and body style) .....\$44.95

### RAPID, ACCURATE CORNERING WITH FAST RATIO STEERING

A Gran Turismo essential for safe, precise response. Eliminates large steering wheel movements, but does not make

steering tiresome at parking speeds. Will not foul chassis or increase turning circle. Easy one hour installation .....\$39.95

## NEW! STEERING DAMPER ABSOLUTELY STOPS ROAD SURFACE KICK-BACK, SHIMMY

Same type as used on Porsche and Mercedes Benz for greater steering control. Mounts in 30 minutes on steering rod and chassis. Makes rough road driving accurate and easy .....\$24.50

## GONE OVER 15,000 MILES?

You probably need replacement shocks if you have, earlier if you drive with vigor. A set of four SPRINT adjustable shocks will more than restore your car and your pleasure in driving .....\$48.00  
Front or rear pair only .....\$24.00

## DIFFICULTIES WITH YOUR FRONT END ALIGNMENT?

Probably caused by the curious habit of some springs. They sag! New, stock pair .....\$9.50  
Famous, special SPRINT rear springs only .....\$21.00  
Heavy Duty Suspension Conversion including four springs, four shocks. . \$74.50

## SPRINT ACCESSORIES

### NEW! HEADLIGHT FLASHER SIGNALS YOUR APPROACH BEFORE YOUR HORN CAN

At speeds over 50 mph your horn is almost useless. Flashing head lights is many times most effective. This thin lever puts the control of your headlights a finger length away from the steering wheel, day or night. Complete with all instructions. Mounts to left of steering wheel. Black tip, chrome shaft .....\$3.95

### 5 SHORT THROW GEARSHIFT

Reduces shift lever travel by nearly 50%! Gives faster, surer shifting. Can easily improve your acceleration times. Fits both 3 and 4 speed Corvairs. 20 minutes to install. Precision cast aluminum construction .....\$9.95

### 6 NEW! TILTING SEAT FOR EXTRA PASSENGER COMFORT

Rallyists are wild about this. Tilting seat allows co-driver to sleep while underway. Excellent for long trips . . . relaxing on short ones. Converts standard Corvair bucket seat in 30 minutes .....\$29.95

### ADJUSTABLE HEADREST-IMPROVES COMFORT AND SAFETY

Particularly useful on long trips, while

greatly improving appearance of interior. Very useful with SPRINT Tilt Seat. Provides extra protection against whip-lash injuries. Adjustable for height. Specify color .....\$21.00

### 7 QUARTER-MILE PENCIL BEAM LIGHT FOR HIGH SPEED NIGHT DRIVING

Absolutely essential for high speed driving at night. Gives you that vital extra margin of visibility. Replaces left hand high beam unit, eliminating vibration and expense of bumper mount .....\$8.95

### NEW! HEEL TOE BRACKET MAKES DOWN-SHIFTING FASTER, EASIER

It is almost impossible to heel and toe the Corvair unless your legs are made of rubber. Mounts easily over accelerator and is high enough to push with your heel. Doesn't interfere with normal angle of pedal. Five minutes to install .....\$3.95

### 8 WOOD RIMMED STEERING WHEEL GIVES GOOD GRIP ON CORNERING

This magnificent mahogany and tempered aluminum steering wheel is custom made to enhance the interior of your Corvair. Full inch thick rim for a real grip. With SPRINT centerpiece. The best available. Imported .....\$39.00

### NEW! TALL MAN'S SEAT BRACKET GIVES EXTRA ROOM

Now the tallest Corvair owner can have all the leg room he wants, with increased leg support and reach. The seat still

adjusts to suit short people .....\$3.00

### CARPETING FOR COUPE REAR COMPARTMENT

Covers up unsightly "hard" stock finish, eliminates marking. Stops "skating" of luggage in turns. Luxuriant deep-pile carpet is trimmed and ready to put in place. No fitting. Covers back of folded down seat and panels up to rear window. Specify color. ....\$19.95

### 9 END CHIPPED FRONT END PAINT, BROKEN HEADLIGHTS

Full width stone guard of heavy chromed wire mesh stops front end stone damage. Hinged on bumper for easy access and mounting. No holes to drill. A must for rallying. Strikingly distinctive. ....\$49.95

### 10 THE FINISHING TOUCH: THE SPRINT NAMEPLATE

Heavy, cast aluminum construction. Improves car appearance and value. Mounts easily from the outside. Set of three (two for front fender, one for rear panel) ..\$75

The most for your money Performance and Handling Kit complete for only \$145.00!

...includes SPRINT rear springs and shocks, SPRINT free-breathing eng. kit, fast steering ratio, short throw gearshift.

Order direct and install yourself. Enclose check or money order (shipped prepaid, guaranteed satisfaction). OR, your Chevy dealer can order and install SPRINT components. If no SPRINT dealer nearby, recommend a Chevy dealer and we will send him full details. OR, have John Fitch do it for you. Ask about our "kit of the month" charge plan.

More items available, complete SPRINTS available



John Fitch & Co., Box 1, Lime Rock, Lakeville, Conn. Z

Please send the following SPRINT items:

Description	Price
Year _____ Model _____	
Enclosed check/money order for \$ _____	

Name \_\_\_\_\_

Address \_\_\_\_\_

City \_\_\_\_\_ Z \_\_\_\_\_ State \_\_\_\_\_

Send parts catalog ( ) Data on complete SPRINT ( ), Charge plan info ( )

DEALER INQUIRIES INVITED

# Minutes of WPCC Meeting

## January 25, 1992

1991 Officers Present: President, Dave Fabyonic; V.P. Wayne Jones; Secretary, Pat Greenwald.

The minutes were approved as printed in the Vair Street Journal.

### 1991 Financial Statement

**Assets:**

Memberships.....	\$721.00
Donations.....	8.00
Hershey Bus Trip.....	257.33
50/50.....	53.00
Parades.....	150.00
Corvair Glasses.....	14.00
John Sweet Books.....	13.00
Patches.....	10.00
<b>Total 1991 Assets.....</b>	<b>1226.33</b>

1990 Balance	1006.20
1991 Assets	1226.33

Total Assets	2232.53
1991 Expenses	1826.71

1992 Balance	\$405.82
--------------	----------

**Expenses:**

1991 Holiday Dinner.....	153.83
Awesome Magazine.....	16.00
4th of July Picnic.....	115.00
Laurie Picnic.....	74.66
Donation.....	39.10
Transportation Museum..	250.00
Legislative Council.....	35.00
Sandwich Night.....	39.45
Meeting Room Rent.....	335.00
Printing.....	397.77
Printing Items.....	74.90
Postage.....	296.00

Total 1991 Expenses...	1826.71
------------------------	---------

Dave Fabyonic turned the meeting over to the nominating committee for the election of officers. Al Friend asked for nominations from the floor. As there was no opposition, the nominations were closed. The 1992 officers are:

President.....	Wayne Jones
Vice President.....	Don Baker
Treasurer.....	Carole Friend
Secretary.....	Pat Greenwald

The gavel was passed to Wayne who appointed the following board members:

Sandy Artzberger	Hal Goff
Bill Brill	John Gundlach
Dave Fabyonic	Bob McCune

The meeting was adjourned by the new president, who then declared that it was "dessert time."